SKYLIGHT SHADING SYSTEMS

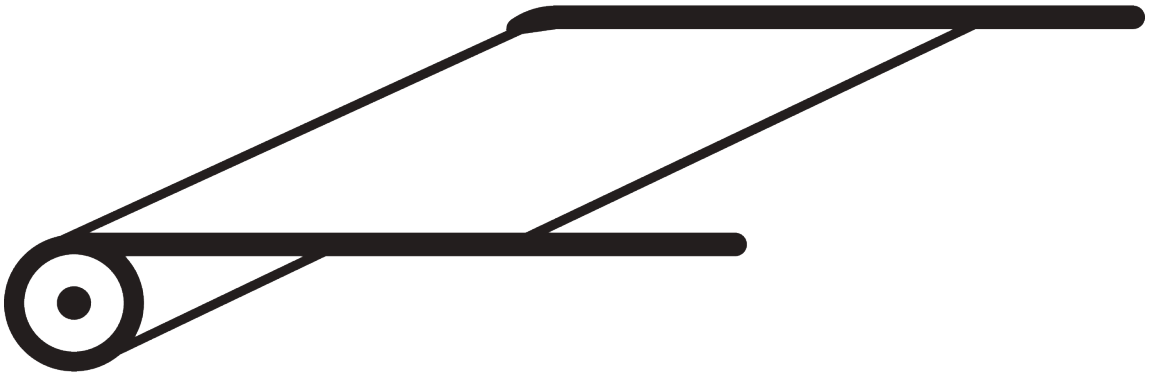

06/2025/V4

SilentGliss

GENERAL NOTES

Dimensions

- *Measurements are in mm except where indicated.*
- *Max. kg relates to fabric incl. accessories (cross rods, etc.).*
- *Stack size depends on fabric make-up where applicable.*

Fitting

- *Installation by qualified fitter only.*
- *Number of brackets and fitting positions / fixing points vary depending on fitting surface, system weight, fabric make-up, screw / fixing type and obstacles.*
- *Qualified fitter must use appropriate screws / fixings for each situation.*
- *Electrical installations must be carried out according to Silent Gliss wiring diagrams and conform to local regulations.*
- *Check space for cables and plugs!*

Child Safety

- *All relevant Silent Gliss systems correspond to child safety EN 13120.*
- *All parties involved must comply with EN 13120.*

APPLICATION CHART

PAGE	SYSTEM	OPERATION	DIMENSION	← max. →	↑ max. ↓	kg max.
5	**SG 2190**		S - M	2.5 m	6 m	15 kg
11	**SG 2195**		S - L	3 m	6 m	25 kg
21	**SG 8600**		M - L	4 m	6.5 m	
29	**SG 8640**		S - L	3 m	4.5 m	

SG 2190

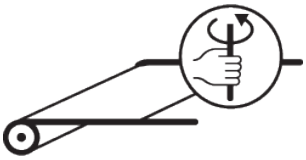

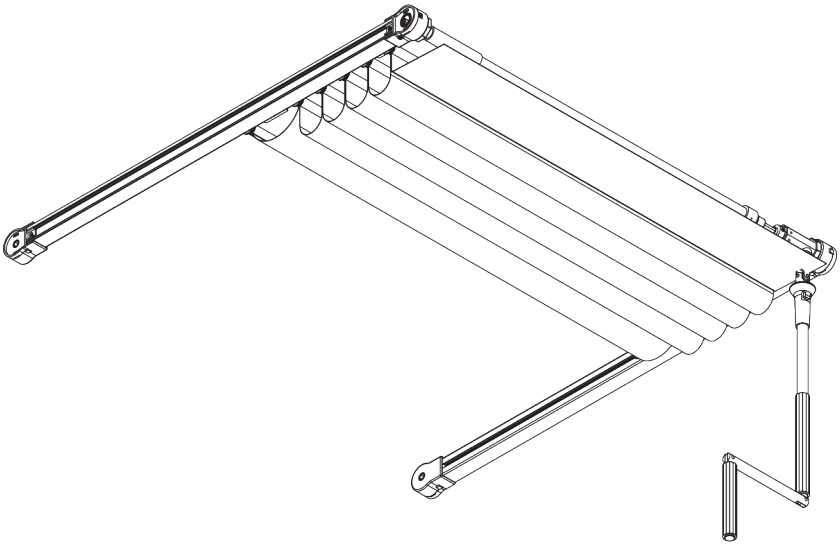

PRODUCT INFORMATION

- ***Operation:*** *crank*
- ***Range:*** *S - M*
- ***Fitting:*** *ceiling, wall*
- ***Colours:*** *white RAL 9016 or anodised aluminum, special colours possible*
- ***Fabrics:*** *refer to Silent Gliss fabric collection*

Features:

- *Bendable*
- *Sloping*
- *Two connected systems*

SYSTEM SPECIFICATIONS

A. SYSTEM DIMENSIONS

← max. →	→ min. ←	max.	kg max.
2.5 m	*60 cm*	*6 m*	*15 kg*

m² max.
15 m²

Max. system sizes and weights

SG 2190		kg max.	A	B
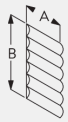		15	1.8 m	6 m
		15	1.8 m	6 m
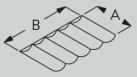 ∡ max. 45°		15	2 m	5 m
		15	2 m	5 m
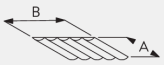		15	2.5 m	6 m
		15	3 m	6 m

SG 2190		kg max.	A	B
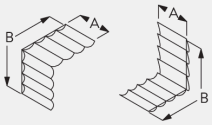		15	2 m	5 m
		15	2 m	5 m
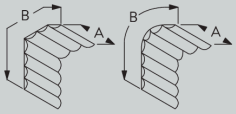		15	2 m	5 m
		15	2 m	4 m
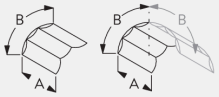		15	2 m	4 m
		15	2 m	4 m

B. PROFILE

Profile and bending information

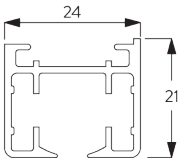

SG 2191
Profile

Radius: >25 cm

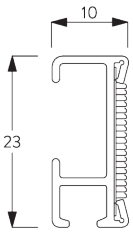

SG 2116
Velcro profile

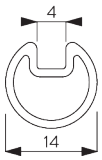

SG 2156
Shaft

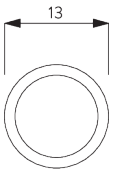

SG 2759
Profile

C. HOW TO MEASURE

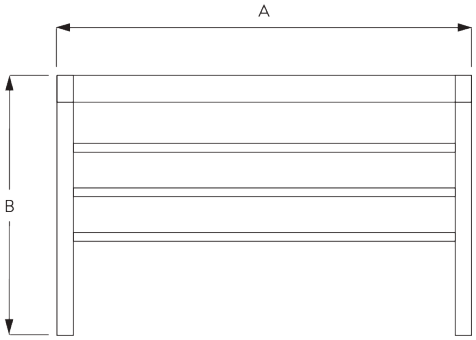

A: System width
B: System height

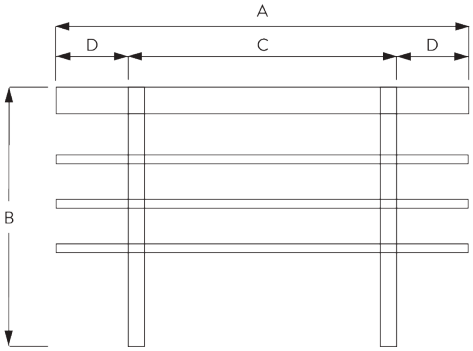

A: System width
B: System height
C: Base system
D: Cantilever max. 80 cm

D. SPECIFICATION TEXT

Silent Gliss SG 2190 Crank Handle Operated Skylight System. *Supplied made to measure and complete comprising drive shaft SG 2156, detachable crank handle SG 2746, hexagonal bar SG 2111, glider SG 2145, heavy duty cross rod SG 2248, cross rod SG 2759, velcro profile SG 2116, connector SG 2242, top fix bracket SG 3603, aluminium side guide profiles SG 2191 in silver / white / black side fixed with SG 3825 clamps at 30cm centres. Optional fixing brackets SG 3065B / SG 3066A / SG3066B. Left- or right-hand operation. Can be single or double system operated from single crank handle. Fabric to be chosen from the Silent Gliss fabric range relevant for this product type.*

FITTING

A. FITTING INFORMATION

For detailed fitting information, visit the Silent Gliss website.

Fixing points

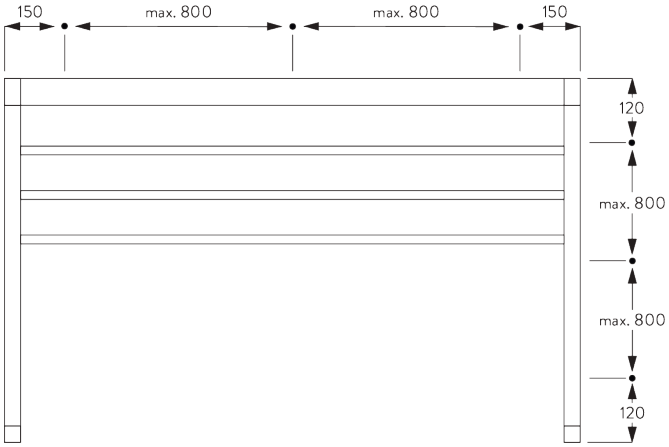

B. INSIDE FITTING

Clamp SG 3825

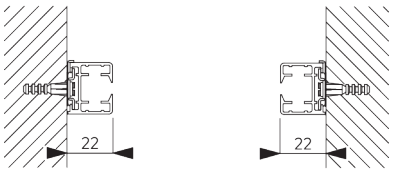

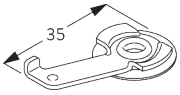

SG 3825

Clamp

C. FACE FITTING

Bracket SG 3181

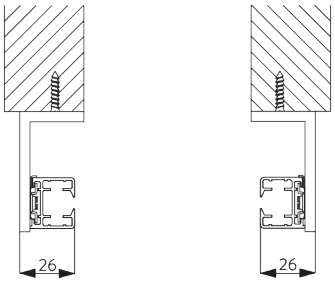

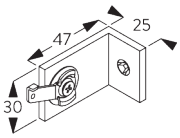

SG 3181

Bracket with 1 clamp

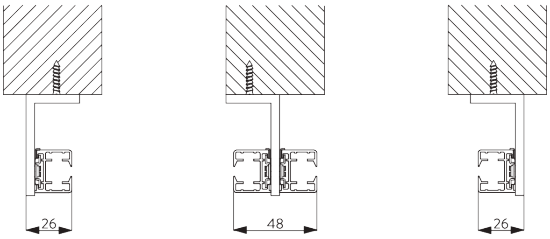

Double system

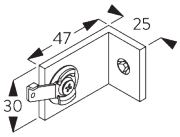

SG 3181

Bracket with 1 clamp

T-Bracket SG 2138 / SG 2139

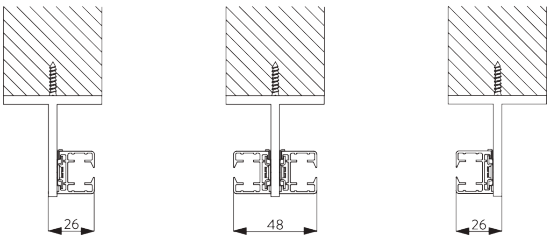

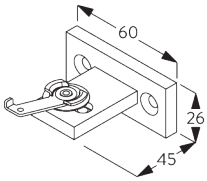

SG 2138

T-bracket 1 clamp

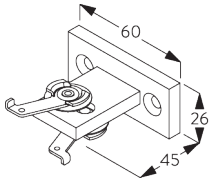

SG 2139

T-bracket 2 clamps

SYSTEM OPTIONS

A. TWO CONNECTED SYSTEMS

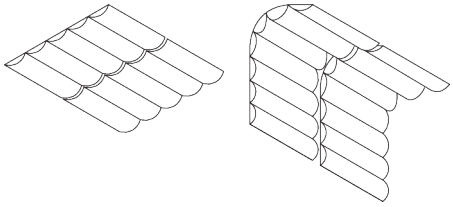

B. INSTALLATION OPTIONS

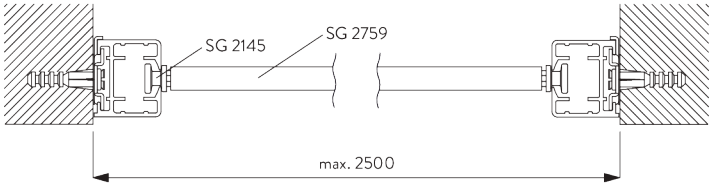

- *SG 2145: Glider*
- *SG 2759: Profile*

C. FABRIC FIXING

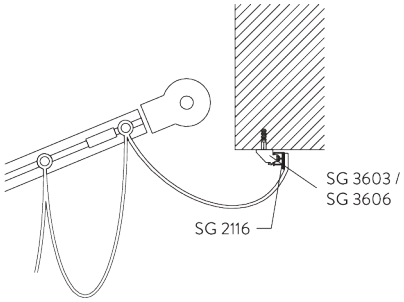

Fixing of fabric with profile SG 2116

PARTS

A. STANDARD PARTS

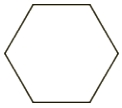

SG 2111
Shaft

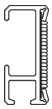

SG 2116
Velcro profile

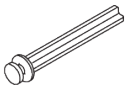

SG 2145
Glider

SG 2156
Shaft

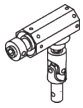

SG 2189
Crank drive

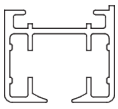

SG 2191
Profile

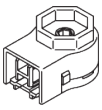

SG 2192
Drive

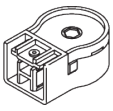

SG 2193
Guide return

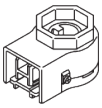

SG 2230
Drive

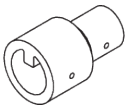

SG 2244
Connector

SG 2747
Crank handle

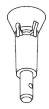

SG 2754
Detachable crank hood

SG 3825
Clamp

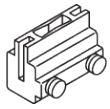

SG 5005
Belt connector

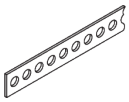

SG 5130
Driving belt

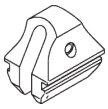

SG 6086
Spring stop

B. OPTIONAL PARTS

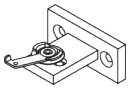

SG 2138
T-bracket 1 clamp

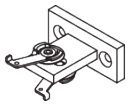

SG 2139
T-bracket 2 clamps

SG 2176
Crank drive

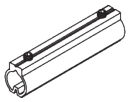

SG 2242
Connector

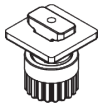

SG 2255
Brake

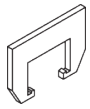

SG 2613
Connector

SG 2742
Crank joint

SG 2745
Crank handle with joint

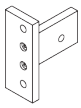

SG 3066
T-Bracket

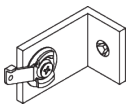

SG 3181
Bracket with 1 clamp

SG 3606
Clip

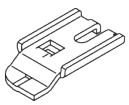

SG 3832
Bracket

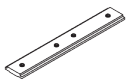

SG 5115
Connection bridge

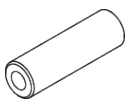

SG 6796
Spring pin 4x12 DIN 1481

SG 2195



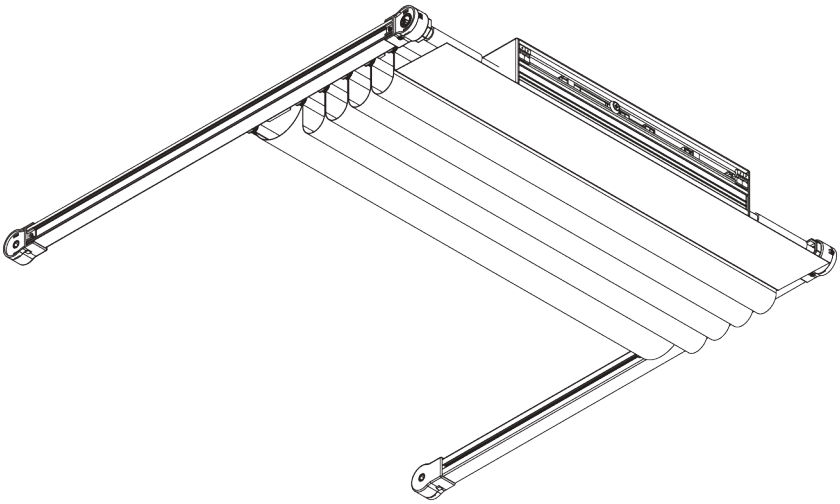

PRODUCT INFORMATION

- ***Operation:*** *motorised*
- ***Range:*** *S - L*
- ***Fitting:*** *ceiling, wall, recess*
- ***Colours:*** *white RAL 9016 or anodised aluminum, special colours possible*
- ***Fabrics:*** *refer to Silent Gliss fabric collection*

Features:

- *Bendable*
- *Sloping*
- *Three connected systems*
- *Various control options*

SYSTEM SPECIFICATIONS

A. SYSTEM DIMENSIONS

← max. →	→ min. ←	↑ max. ↓	kg max.
3 m	*60 cm*	*6 m*	*25 kg*

m² max.
15 m²

Max. system sizes and weights

SG 2195		kg max.	A	B
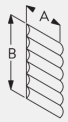		18	3 m	6 m
		18	6 m	6 m
		18	6 m	5 m
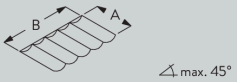 max. 45°		25	3 m	6 m
		25	6 m	6 m
		25	6 m	6 m
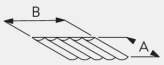		25	3 m	6 m
		25	6 m	6 m
		25	6 m	6 m

SG 2195		kg max.	A	B
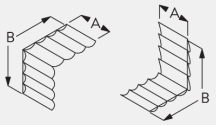		18	3 m	6 m
		18	6 m	6 m
		18	6 m	6 m
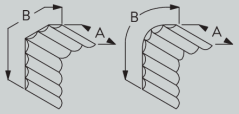		18	3 m	6 m
		18	6 m	5 m
		18	6 m	5 m
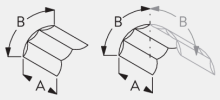		10	3 m	4 m
		10	6 m	4 m
		10	6 m	3 m

B. PROFILE

Profile and bending information

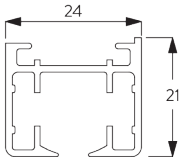

SG 2191

Profile

Radius: >25 cm

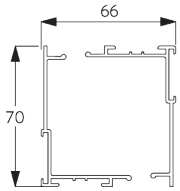

SG 2151

Profile

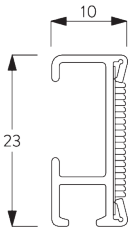

SG 2116

Velcro profile

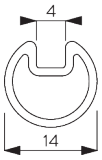

SG 2156

Shaft

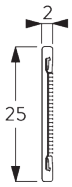

SG 2510

Velcro profile

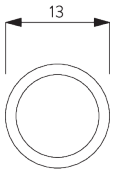

SG 2759

Profile

C. HOW TO MEASURE

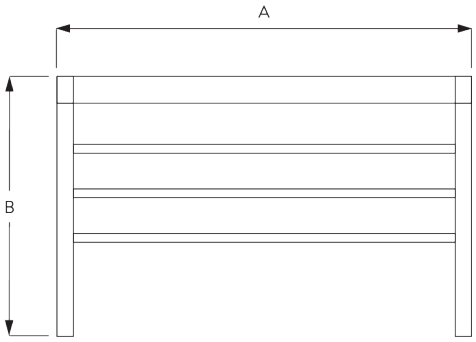

A: System width
B: System height

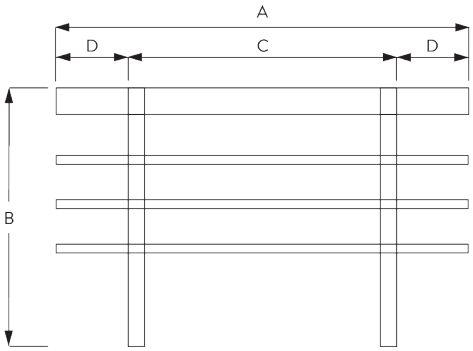

A: System width
B: System height
C: Base system
D: Cantilever max. 80 cm

D. SPECIFICATION TEXT

Silent Gliss SG 2195 Electrically Operated Skylight System. *Supplied made to measure and complete comprising aluminium headbox SG 2151 with enclosed motor SG 2160 complete with drive shaft SG 2156, clamps SG 3004, aluminium side guide profiles SG 2191 in silver / white / black side fixed with SG 3825 clamps at 30cm centres, glider SG 2145, heavy duty cross rod SG 2248, cross rod SG 2759, velcro profile SG 2116, connector SG 2242, top fix bracket SG 3603, optional fixing brackets SG 3065B / SG 3066A / SG3066B. Can be single, double or triple operation from one motor controlled by fixed switch / third party control system subject to suitable interface by others party / SG Control L / SG Control R radio control systems via external receiver. All radio control components supplied at additional cost. All wiring to be strictly in accordance with Silent Gliss wiring diagrams. Fabric to be chosen from the Silent Gliss fabric range relevant to this product group.*

FITTING

A. FITTING INFORMATION

For detailed fitting information, visit the Silent Gliss website.

Fixing points

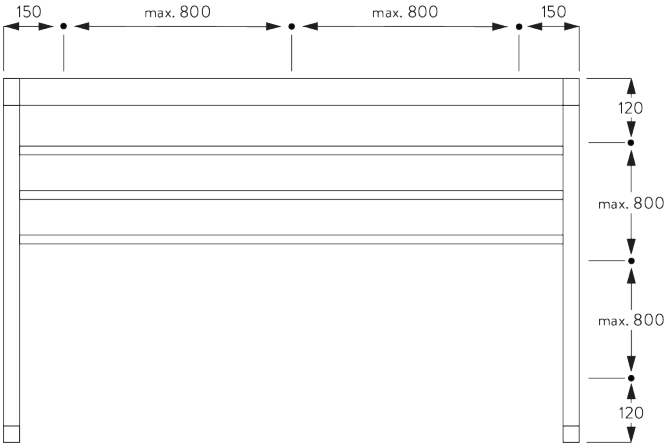

B. INSIDE FITTING

Clamp SG 3825

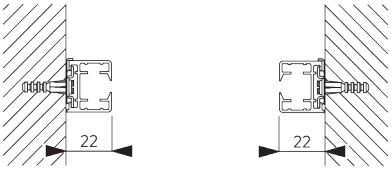

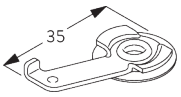

SG 3825

Clamp

C. FACE FITTING

Bracket SG 3181

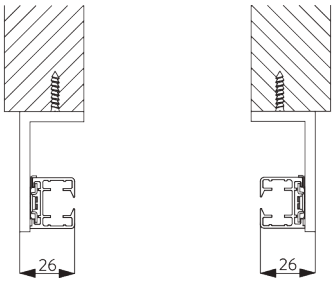

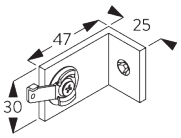

SG 3181

Bracket with 1 clamp

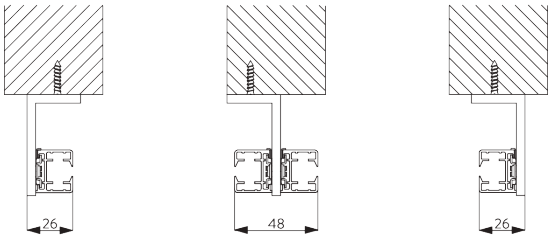

Double system

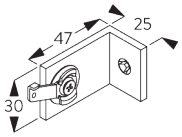

SG 3181

Bracket with 1 clamp

T-Bracket SG 2138 / SG 2139

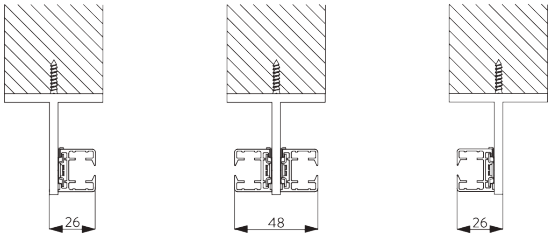

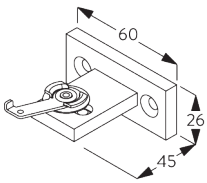

SG 2138

T-bracket 1 clamp

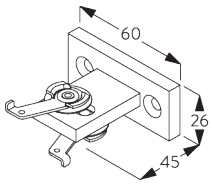

SG 2139

T-bracket 2 clamps

SYSTEM OPTIONS

A. THREE CONNECTED SYSTEMS

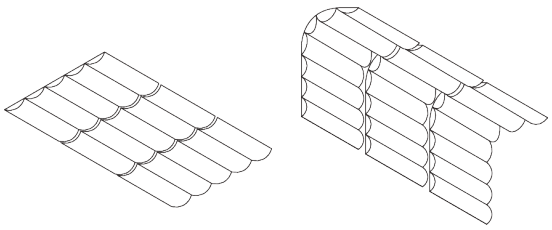

B. INSTALLATION OPTIONS

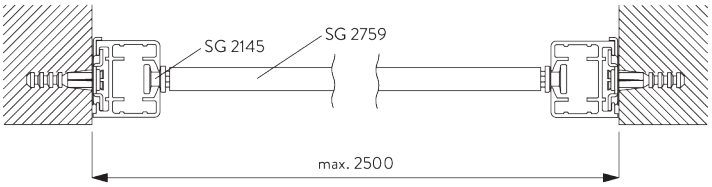

- *SG 2145: Glider*
- *SG 2759: Profile*

C. FABRIC FIXING

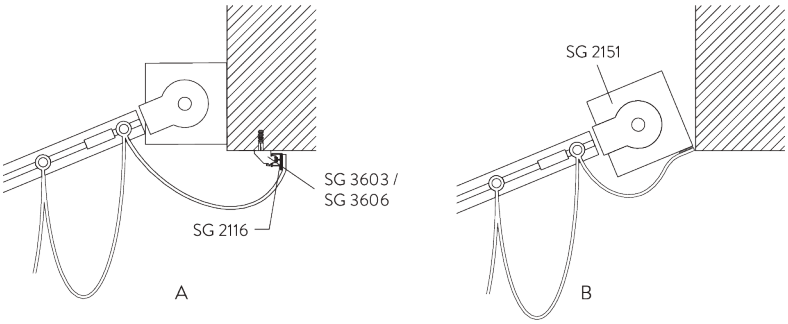

A: Fixing of fabric with profile SG 2116 (standard)
B: Fixing of fabric directly on headrail cassette

MOTOR & CONTROLS

A. MOTOR FEATURES

Motors	SG 2160	SG 11328
Motor Features		
Mechanical end-stop	●	●
Mechanical revolution counter (limited revolution)	●	●
Noiseless stop	●	●
IP class	IP 44	IP 44
Control Features		
Mains power control	●	●
SG Control N (external receiver required)	●	●
SG Control R (external receiver required)	●	
Suitable for most major home automation systems (with suitable interface)	●	●

B. MOTOR SPECIFICATIONS

Motors	Voltage	Current	Frequency	Speed
SG 2160	230 V AC	0.5 A	50 Hz	26 rpm
SG 11328	120 V AC	1.3 A	60 Hz	30 rpm

C. OPERATING METHODS

See catalogue "controls" for details.

Wall Switch

System can be operated by fixed wall switch.

SG Control N

Various radio hand-held and wall transmitters available.
An external receiver is required.

Silent Gliss Move App.

SG Control R

Various radio hand-held and wall transmitters available.
An external receiver is required.

D. WIRING DIAGRAMS

Refer to Silent Gliss website.

PARTS

A. STANDARD PARTS

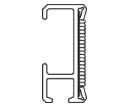

SG 2116
Velcro profile

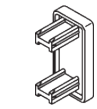

SG 2131
End cover

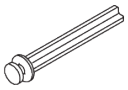

SG 2145
Glider

SG 2151
Profile

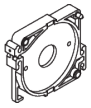

SG 2152
Bearing shell

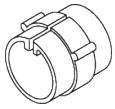

SG 2153
Pulley

SG 2154
End cover

SG 2156
Shaft

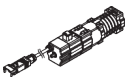

SG 2160
Motor 230V AC, JA 06/26 soft

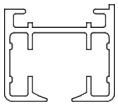

SG 2191
Profile

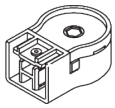

SG 2193
Guide return

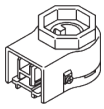

SG 2230
Drive

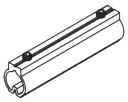

SG 2242
Connector

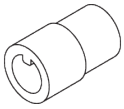

SG 2245
Shaft connector

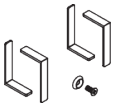

SG 2247
Set Elero 230V

SG 2248
Profile

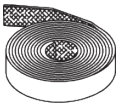

SG 2539
Tape

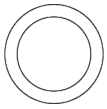

SG 2759
Profile

SG 3004
Clamp

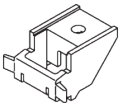

SG 3603
Bracket

SG 3825
Clamp

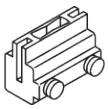

SG 5005
Belt connector

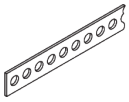

SG 5130
Driving belt

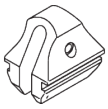

SG 6086
Spring stop

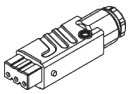

SG 9917
Hirschmann portable socket-outlet STAK 3 N

B. OPTIONAL PARTS

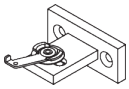

SG 2138
T-bracket 1 clamp

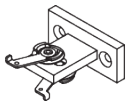

SG 2139
T-bracket 2 clamps

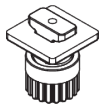

SG 2255
Brake

SG 2510
Velcro profile

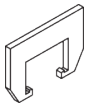

SG 2613
Connector

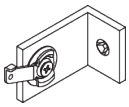

SG 3181
Bracket with 1 clamp

SG 3606
Clip

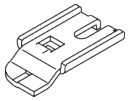

SG 3832
Bracket

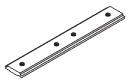

SG 5115
Connection bridge

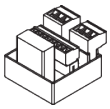

SG 5736
Relay socket



SG 9916
Hirschmann plug set

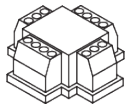

SG 9959
Central control unit relay

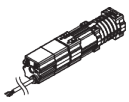

SG 11328
Motor 120V AC, JA 08/30 soft, UL

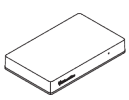

SG 11900
Move Server

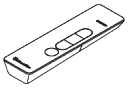

SG 11931

Radio hand held 1 channel

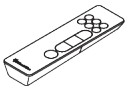

SG 11932

Radio hand held 6 channel

SG 11936

Radio wall transmitter 1 channel

SG 11937

Radio wall transmitter 6 channel

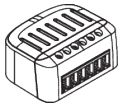

SG 11938

Radio receiver BiDi Shutter

SG 20336

Hand held transmitter 8 channel

SG 20913

Wall switch single channel

SG 20914

Wall switch 8 channel

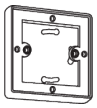

SG 20917

Pattress box

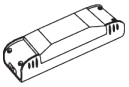

SG 20919

Control module motor type R

SG 8600

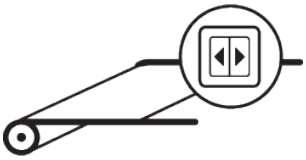

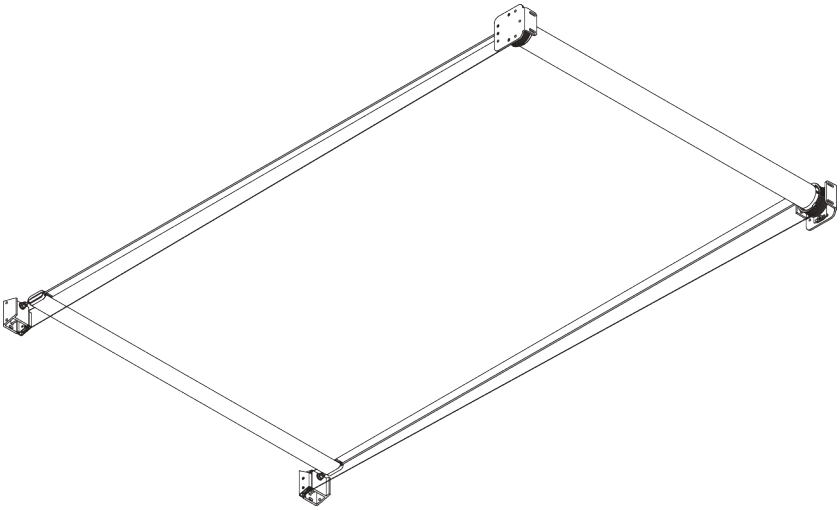

PRODUCT INFORMATION

- ***Operation:*** *motorised*
- ***Range:*** *M - L*
- ***Fitting:*** *ceiling, wall*
- ***Colours:*** *white RAL 9016; special colours or anodised aluminum possible*
- ***Fabrics:*** *refer to Silent Gliss fabric collection*

Features:

- *Tensioned roller blind*
- *Various control options*
- *Any angle*

SYSTEM SPECIFICATIONS

A. SYSTEM DIMENSIONS

← max. →	→ min. ←	↑ max. ↓	m² max.
4 m	*M: 87 cm* *L: 108 cm*	*M: 3 m* *L: 6.5 m*	*18 m²*

B. PROFILE

Profile information

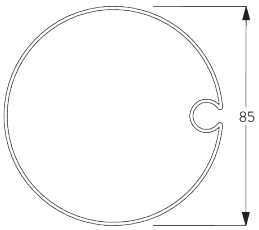

SG 8601
Tube ø 85 mm

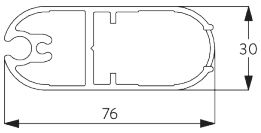

SG 8602
Bottom bar

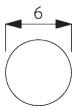

SG 8618
Fabric rod ø 6 mm

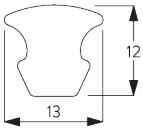

SG 8626
Cover strip

C. HOW TO MEASURE

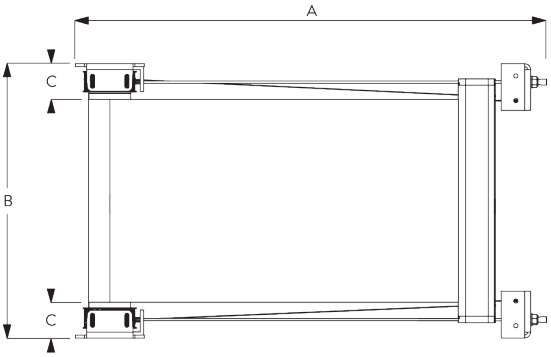

A: System length
B: System width
C: Light gap: 75 mm

Pulling force per bracket: approx. 100 kg

D. SPECIFICATION TEXT

Silent Gliss SG 8600 Electrically Operated Tensioned Roller Blind System. *Supplied made to measure and complete comprising (key components) aluminium barrel SG 8601, motor SG 8605, tension wire SG 8619, spring set SG 8603 / SG 8605, hem bar profile SG 8602, ceiling fit brackets set SG 8606-8607-8608-8609 / wall fit bracket set SG 8611-8612-8613. Can be controlled by fixed switch / third party control system subject to suitable interface by others / SG Control L / SG Control R radio control systems via external receiver. All radio control components supplied at additional cost. All wiring to be strictly in accordance with Silent Gliss wiring diagrams. Fabric to be chosen from the Silent Gliss fabric range, Price Group 1 / price group 2.*

FITTING

A. FITTING INFORMATION

For detailed fitting information, visit the Silent Gliss website.

B. CEILING FITTING

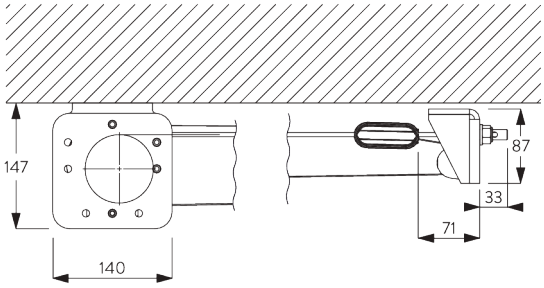

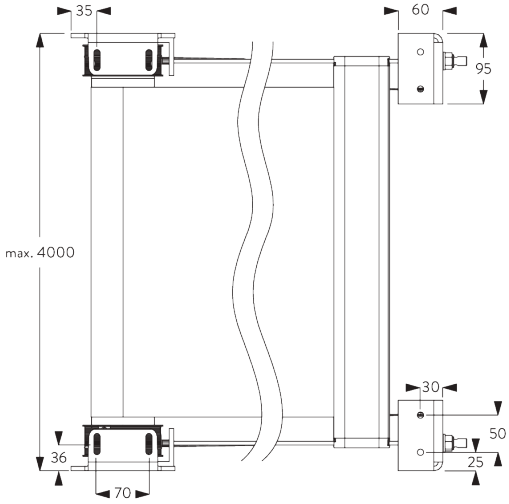

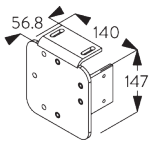

SG 8606

Roller bracket ceiling left

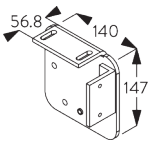

SG 8607

Roller bracket ceiling right

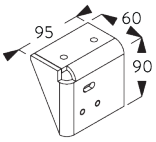

SG 8608

Pulley bracket ceiling left

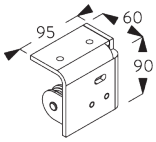

SG 8609

Pulley bracket ceiling right

C. WALL FITTING

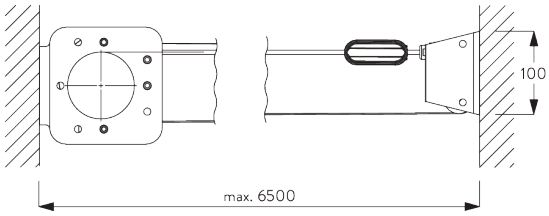

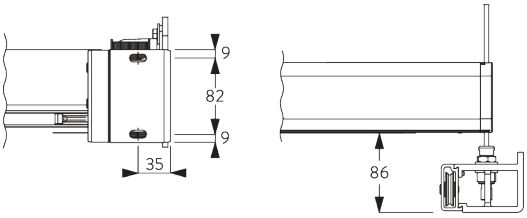

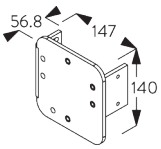

SG 8611
Roller bracket wall left

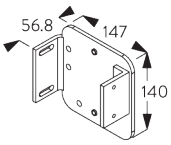

SG 8612
Roller bracket wall right

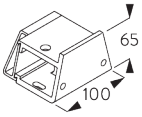

SG 8621
Pulley bracket side/back left

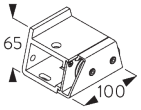

SG 8622
Pulley bracket side/back right

MOTORS & CONTROLS

A. MOTOR FEATURES

Motors	SG 8605	SG 8627
Motor Features		
Mechanical end-stop	●	●
Mechanical revolution counter (limited revolution)	●	●
IP class	IP 44	IP 44
Control Features		
Mains power control	●	●
SG Control N (external receiver required)	●	●
SG Control R (external receiver required)	●	
Suitable for most major home automation systems (with suitable interface)	●	●

B. MOTOR SPECIFICATIONS

Motors	Voltage	Current	Frequency	Speed
SG 8605	230 V AC	0.65 A	50 Hz	17 rpm
SG 8627	120 V AC	1.1 A	60 Hz	18 rpm

C. OPERATING METHODS

See catalogue "controls" for details.

Wall Switch

System can be operated by fixed wall switch.

SG Control N

Various radio hand-held and wall transmitters available.
An external receiver is required.

Silent Gliss Move App.

SG Control R

Various radio hand-held and wall transmitters available.
An external receiver is required.

D. WIRING DIAGRAMS

Refer to Silent Gliss website.

PARTS

A. STANDARD PARTS

SG 8601
Tube ø 85 mm

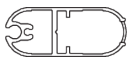

SG 8602
Bottom bar

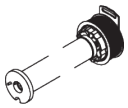

SG 8604
Spring long

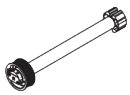

SG 8605
Motor 230V AC, 17/15

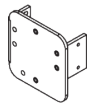

SG 8611
Roller bracket wall left

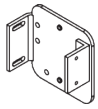

SG 8612
Roller bracket wall right

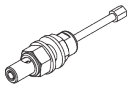

SG 8616
Wire guide set

SG 8618
Fabric rod ø 6 mm

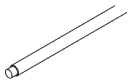

SG 8619
Tension wire ø 1.5 mm

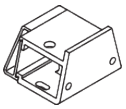

SG 8621
Pulley bracket side/back left

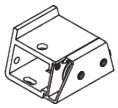

SG 8622
Pulley bracket side/back right

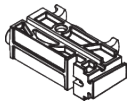

SG 8623
Bottom bar pulley

SG 8624
End cover

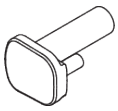

SG 8625
Fabric spacer

SG 8626
Cover strip



SG 9916
Hirschmann plug set

B. OPTIONAL PARTS

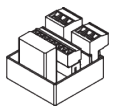

SG 5736
Relay socket

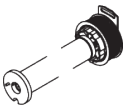

SG 8603
Spring short

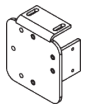

SG 8606
Roller bracket ceiling left

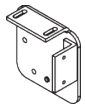

SG 8607
Roller bracket ceiling right

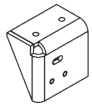

SG 8608
Pulley bracket ceiling left

SG 8609
Pulley bracket ceiling right

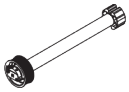

SG 8627
Motor 120V AC, 18/15

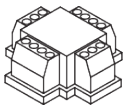

SG 9959
Central control unit relay

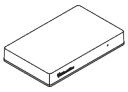

SG 11900
Move Server

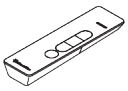

SG 11931
Radio hand held 1 channel

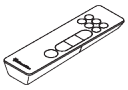

SG 11932
Radio hand held 6 channel

SG 11936
Radio wall transmitter 1 channel

SG 11937
Radio wall transmitter 6 channel

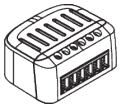

SG 11938
Radio receiver BiDi Shutter

SG 20336

Hand held transmitter 8 channel

SG 20913

Wall switch single channel

SG 20914

Wall switch 8 channel



SG 20917

Pattress box

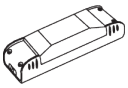

SG 20919

Control module motor type R

SG 8640



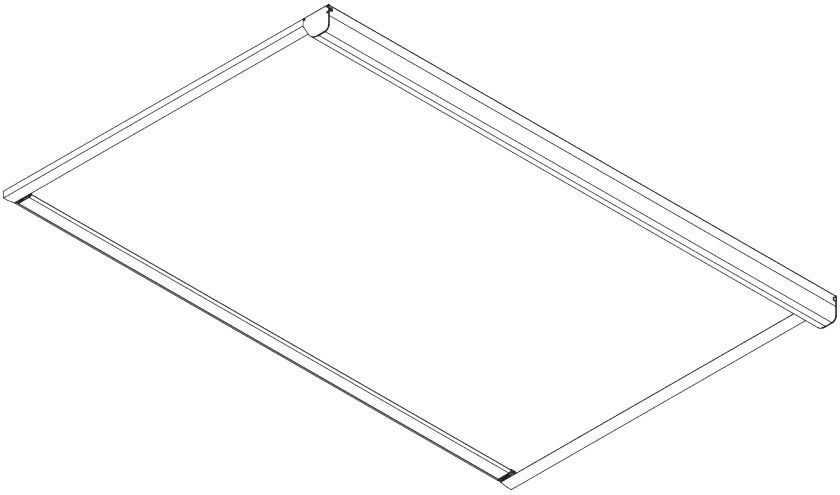

PRODUCT INFORMATION

- ***Operation:*** *motorised*
- ***Range:*** *S - L*
- ***Fitting:*** *ceiling, wall, recess*
- ***Colours:*** *white RAL 9016, special colours possible*
- ***Fabrics:*** *refer to Silent Gliss fabric collection*

Features:

- *Tensioned roller blind*
- *Various control options*
- *Any angle*
- *Fabric zip technology*
- *Dim Out with appropriate fabric selection*

SYSTEM SPECIFICATIONS

A. SYSTEM DIMENSIONS

3 m

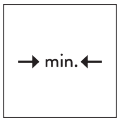

65 cm

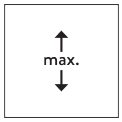

Headbox S / M: 3 m
Headbox L: 4.5 m

Headbox S / M: 9 m²
Headbox L:
13 m² / 11 m²

B. PROFILE

Profile information



SG 8641
Box case S/M 105x125 mm

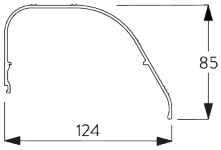

SG 8642
Box cover S/M 105x125 mm

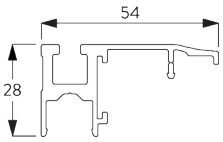

SG 8643
Side guide case inside fitting

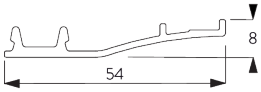

SG 8644
Side guide cover

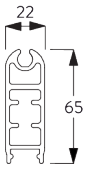

SG 8645
Bottom bar

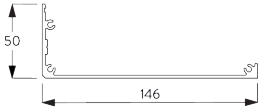

SG 8661
Box case L 126x146 mm

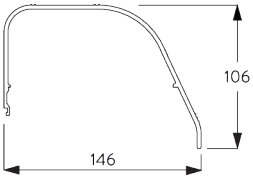

SG 8662
Box cover L 126x146 mm

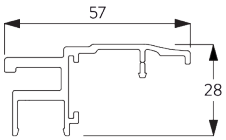

SG 8663
Side guide case inside fitting

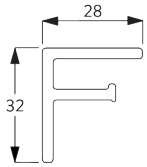

SG 8664
Side guide profile inside fitting

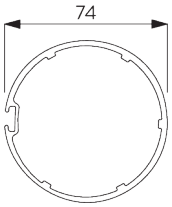

SG 8665
Tube ø 74 mm

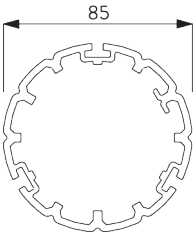

SG 8666
Tube L ø 85 mm

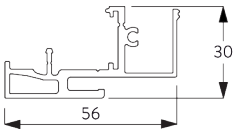

SG 8672
Side guide case

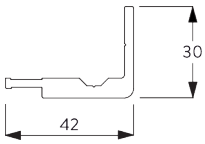

SG 8673
Concealed side guide profile

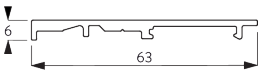

SG 8674
Concealed side guide cover

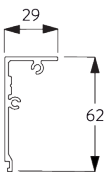

SG 8677
Concealed box cover 105x125 mm

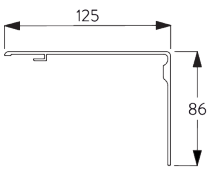

SG 8678
Concealed box cover lid 105x125 mm

C. HOW TO MEASURE

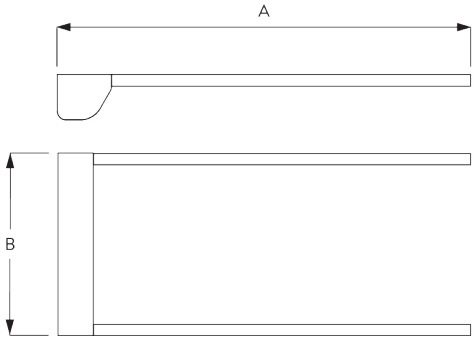

A: System length
B: System width

D. SPECIFICATION TEXT

Silent Gliss SG 8640 Electrically Operated Tensioned Dimout / Solar Screening Roller Blind System. *Supplied made to measure and complete comprising (key components) motor SG 8657 / SG 8658, zip profile SG 8659 - System S/M – box cover SG 8642, box case SG 8641, aluminium tube SG 8665 / System L – box cover SG 8662, box case SG 8661, aluminium tube SG 8666. Inside fix – side guide case SG 8663, side guide profile SG 8664. Face fix – side guide case SG 8643, side guide cover SG 8644. Concealed recess fix option with box covers SG 8677, SG 8678 side guide case SG 8672, side guide profile SG 8673 and side guide cover SG 8674. Controlled via fixed switch / third party control system subject to suitable interface by others / SG Control L / SG Control R with external receiver. All radio control components supplied at additional cost. All wiring to be strictly in accordance with Silent Gliss wiring diagrams. Fabric to be chosen from the Silent Gliss fabric range, Price Group 1 / price group 2.*

FITTING

A. FITTING INFORMATION

For detailed fitting information, visit the Silent Gliss website.

Fixing points

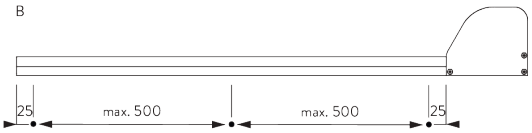

A: Inside recess fitting
B: Face fitting
C: Concealed recess fitting

Headbox dimensions

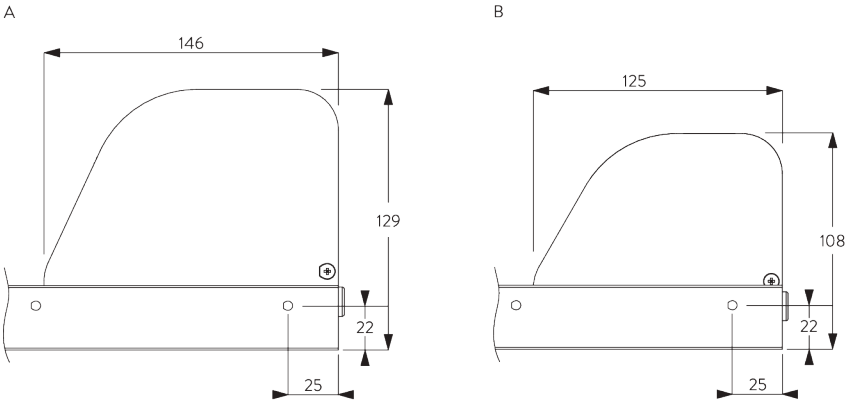

Inside recess fitting

A: Headbox L
B: Headbox S / M

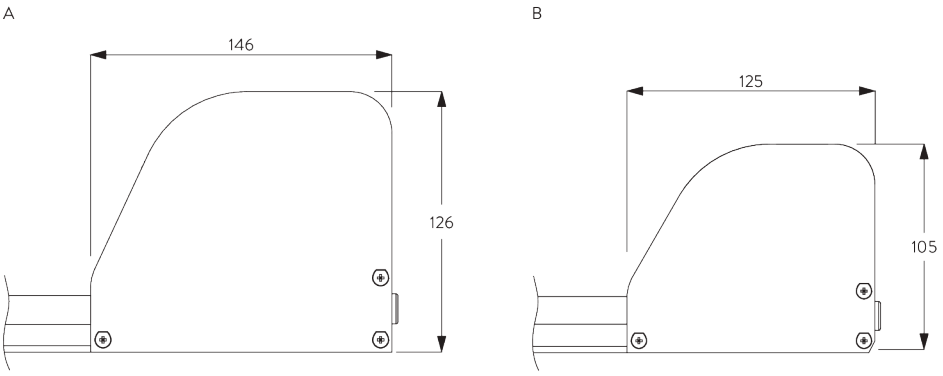

Face fitting

A: Headbox L
B: Headbox S / M

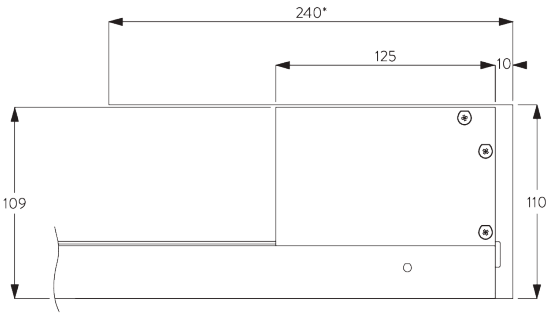

Concealed recess fitting

Concealed recess headbox

Max. Length 3.0 m

**recess depth required to fully conceal hem bar when retracted!*

Fitting angles

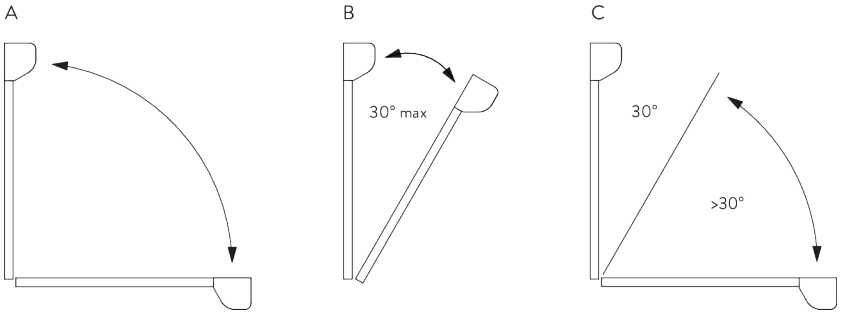

A: ***Headbox S / M:***
3 m wide x 3 m draw / 9 m² any angle

B: ***Headbox L:***
3 m wide x 4.5 m draw /
13 m² no greater than 30° from vertical

C: ***Headbox L:***
Max. 2.5 m wide x 4.5 m draw /
11 m² greater than 30° from vertical

Concealed recess option max. 3 m wide x 3 m draw any angle.

B. INSIDE RECESS FITTING

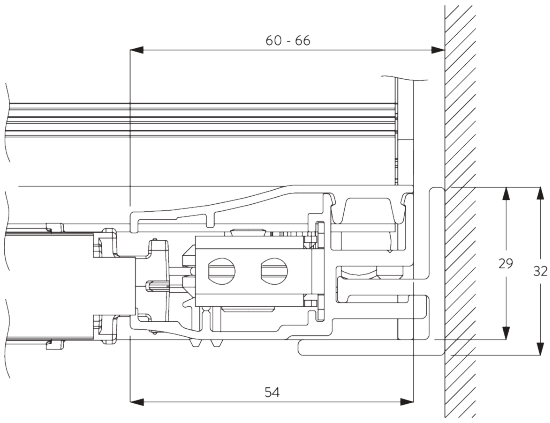

C. FACE FITTING

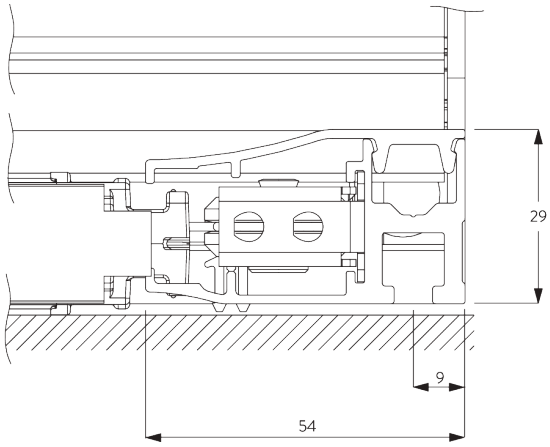

D. CONCEALED RECESS FITTING

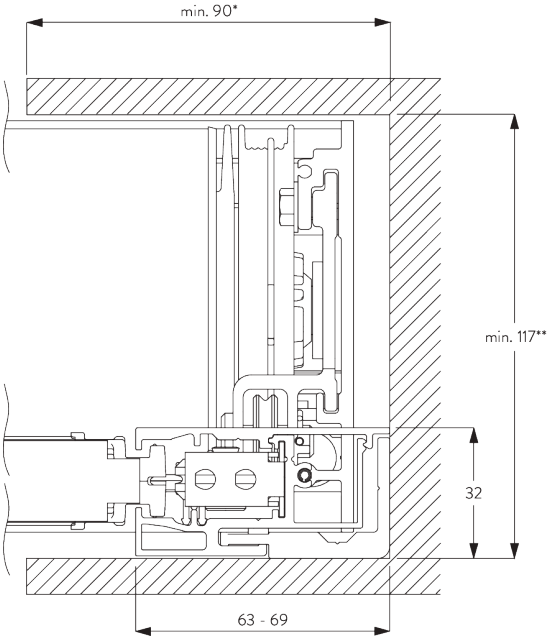

**recess depth required to fully conceal hem bar end caps*
***min. 125 mm if head box lid is used*

MOTOR & CONTROLS

A. MOTOR FEATURES

Motor	SG 8657 / SG 8658
Motor Features	
Soft start / stop	●
Electronic end-stop	●
Electronic revolution counter (unlimited revolution)	●
Cable connectable with plug into motor	●
IP class	IP 30
Control Features	
Mains power control	●
SG Control N (external receiver required)	●
SG Control R (external receiver required)	●
Suitable for most major home automation systems (with suitable interface)	●

B. MOTOR SPECIFICATIONS

Motor	Voltage	Current	Frequency	Speed
SG 8657 / SG 8658	100-240 V AC	0.8 A	50 / 60 Hz	12 rpm

C. OPERATING METHODS

See catalogue "controls" for details.

Wall Switch

System can be operated by fixed wall switch.

SG Control N

Various radio hand-held and wall transmitters available. An external receiver is required.

Silent Gliss Move App.

SG Control R

Various radio hand-held and wall transmitters available. An external receiver is required.

D. WIRING DIAGRAMS

Refer to the Silent Gliss website.

PARTS

A. STANDARD PARTS

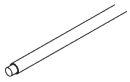

SG 8619
Tension wire ø 1.5 mm

SG 8641
Box case S/M 105x125 mm

SG 8642
Box cover S/M 105x125 mm

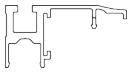

SG 8643
Side guide case inside fitting

SG 8644
Side guide cover

SG 8645
Bottom bar

SG 8646
Cable spool left

SG 8647
Cable spool right

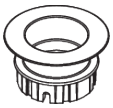

SG 8648
Tube adapter

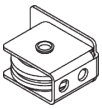

SG 8649
Pulley

SG 8656
Spring

SG 8657
Motor kit

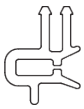

SG 8659
Zip profile

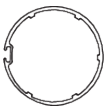

SG 8665
Tube ø 74 mm

SG 8667
End cover left S/M 105x125 mm

SG 8668
End cover right S/M 105x125 mm



SG 9916
Hirschmann plug set

B. OPTIONAL PARTS

SG 8651
Cable spool left L

SG 8652
Cable spool right L

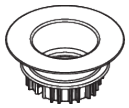

SG 8653
Tube adapter L

SG 8658
Motor kit L

SG 8661
Box case L 126x146 mm

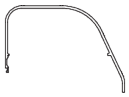

SG 8662
Box cover L 126x146 mm

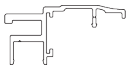

SG 8663
Side guide case inside fitting

SG 8664
Side guide profile inside fitting

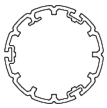

SG 8666
Tube L ø 85 mm

SG 8669
End cover left L 126x146 mm

SG 8671
End cover right L 126x146 mm

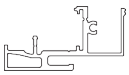

SG 8672
Side guide case

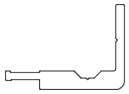

SG 8673
Concealed side guide profile

SG 8674
Concealed side guide cover

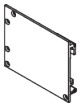

SG 8675

Concealed end cover left 105x125 mm

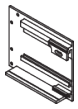

SG 8676

Concealed end cover right 105x125 mm

SG 8677

Concealed box cover 105x125 mm

SG 8678

Concealed box cover lid 105x125 mm

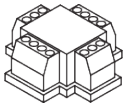

SG 9959

Central control unit relay

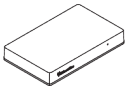

SG 11900

Move Server

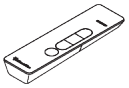

SG 11931

Radio hand held 1 channel

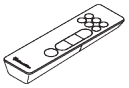

SG 11932

Radio hand held 6 channel

SG 11936

Radio wall transmitter 1 channel

SG 11937

Radio wall transmitter 6 channel

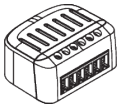

SG 11938

Radio receiver BiDi Shutter

SG 20336

Hand held transmitter 8 channel

SG 20913

Wall switch single channel

SG 20914

Wall switch 8 channel



SG 20917

Pattress box

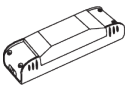

SG 20919

Control module motor type R

The Architects of Silence

Silent Gliss is the leading global supplier of premium interior window treatments. Since 1952 we have been tirelessly committed to the development of the world's smoothest, quietest systems using state of the art technology.

Driven by customer needs, Silent Gliss offers functional and durable products. Expert technical advice coupled with installation and support services complete the offer. Silent Gliss stands for innovative, sustainable, tailor made solutions, exceptional design and first-class quality.

Silent Gliss Ltd.
Pyramid Business Park
Poorhole Lane, Broadstairs
Kent CT10 2PT
United Kingdom
T +44 1843 863571
F +44 1843 864503
info@silentgliss.co.uk

Silent Gliss Global Ltd.
Pyramid Business Park
Poorhole Lane, Broadstairs
Kent CT10 2PT
United Kingdom
T +44 1843 874250
F +44 1843 864503
info@silentglissglobal.com

Silent Gliss Blinds Trading LLC
Office 1906
The H Hotel Complex
Trade Center First
Dubai
United Arab Emirates
T +971 4 7050318
info@silentgliss.ae

silentgliss.co.uk
silentglissglobal.com
silentgliss.ae