ROOM DIVIDER/ CUBICLE TRACK SYSTEMS

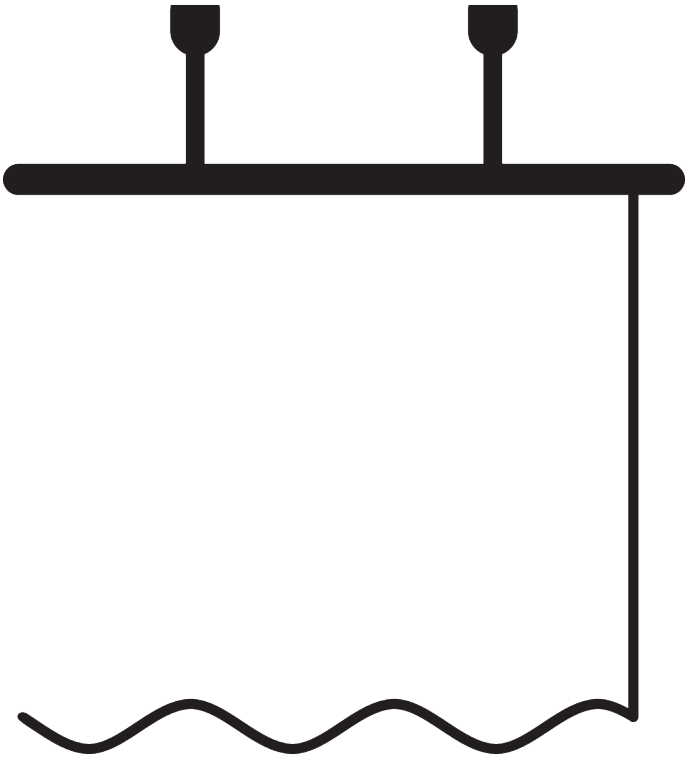

06/2025/V2

SilentGliss

GENERAL NOTES

Dimensions

- *Measurements are in mm except where indicated.*
- *Max. kg relates to fabric incl. accessories.*
- *Stack size depends on curtain make-up and fabric thickness.*
- *Distance between gliders max. 80 mm / distance between rollers max. 100 mm.*
- *Recommended distance floor / fabric: 20 mm.*
- *In order to determine system height (B), the smallest room height must be taken into account.*

Fitting

- *Installation by qualified fitter only.*
- *Number of brackets and fitting positions / fixing points vary depending on fitting surface, system weight, fabric make-up, screw / fixing type and obstacles.*
- *Qualified fitter must use appropriate screws / fixings for each situation.*
- *Profile lip if applicable to be installed to room side.*

Child Safety

- *All relevant Silent Gliss systems correspond to child safety EN 13120.*
- *All parties involved must comply with EN 13120.*

APPLICATION CHART

PAGE	SYSTEM	OPERATION	DIMENSION	DESIGN	WAVE
5	**SG 1085**		S - M		
9	**SG 6100**		S - L		
21	**SG 6103**		S - L		
33	**SG 6650**		S - L		

SG 1085

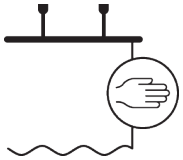

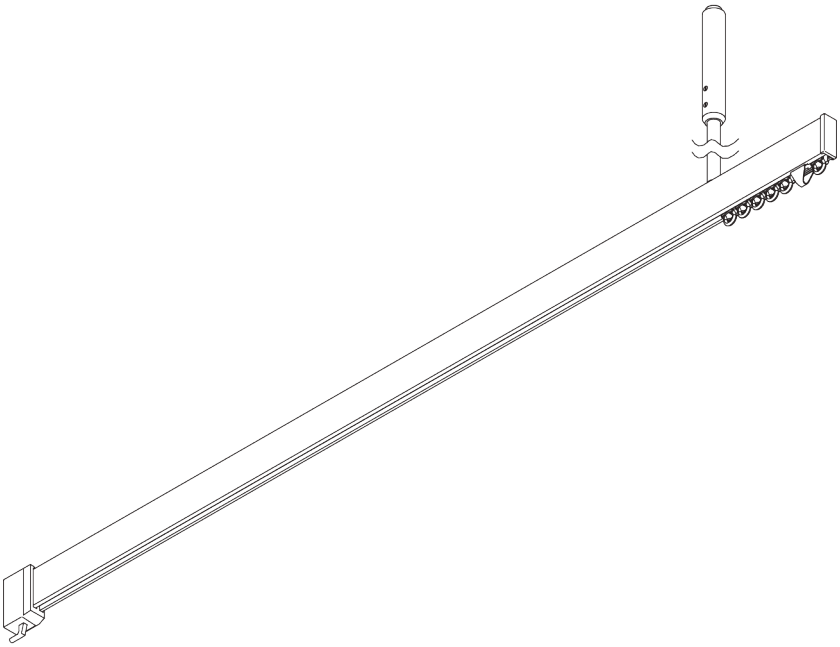

PRODUCT INFORMATION

- ***Operation:*** *hand*
- ***Range:*** *S - M*
- ***Fitting:*** *suspended, wall*
- ***Colours:*** *white RAL 9016 or anodised aluminum, special colours possible*
- ***Fabrics:*** *refer to Silent Gliss fabric collection*

Features:

- *Bendable*
- *Suspended*

SYSTEM SPECIFICATIONS

A. PROFILE

Profile and bending information

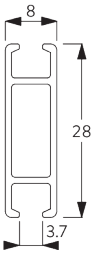

SG 1085p

Profile

Radius:
20 cm, >28 cm

B. HOW TO MEASURE

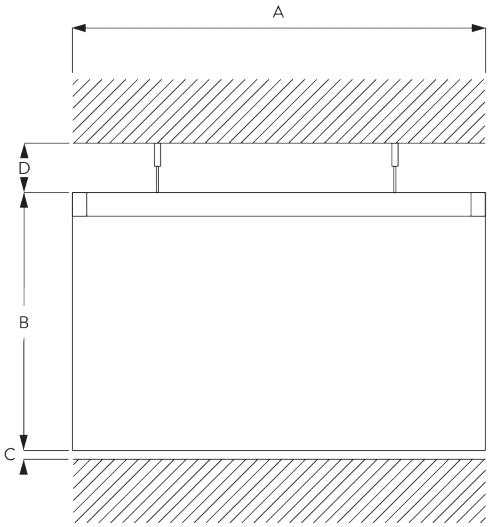

A: System width
B: System height
C: Distance between floor and fabric
D: Distance between ceiling and system

FITTING

A. FITTING INFORMATION

For detailed fitting information, visit the Silent Gliss website.

Fixing points

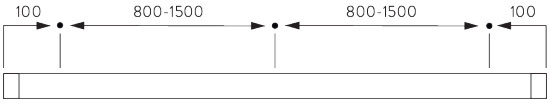

B. CEILING FITTING

Hanger SG 3625

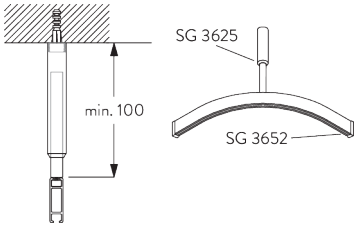

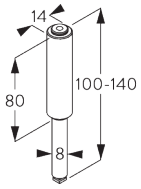

SG 3625
Hanger

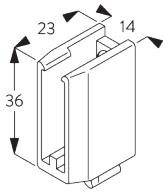

SG 3652
Wall support

C. WALL FITTING

Wall support SG 3652

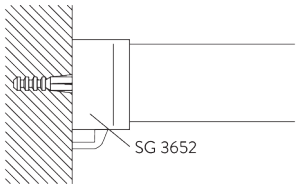

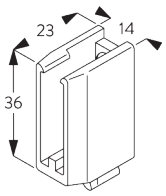

SG 3652
Wall support

SYSTEM OPTIONS

A. LAYOUT OPTIONS

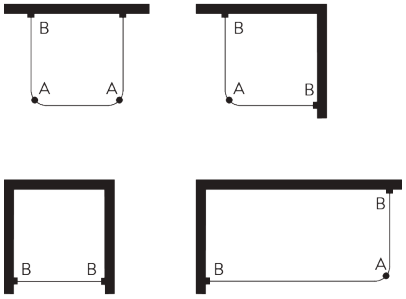

A: Hanger rod SG 3625
B: Wall support SG 3652

PARTS

A. STANDARD PARTS

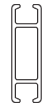

SG 1085p
Profile

SG 3070
End stop

SG 3085
Spring stop

SG 3533
Glider

SG 3625
Hanger

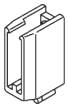

SG 3652
Wall support

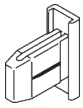

SG 3656
End cover

B. OPTIONAL PARTS

SG 3089
Glider with hook

SG 3534
Glider 3533 on strip

SG 3535
Glider

SG 3537
Glider

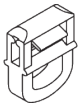

SG 3548
Glider

SG 3549
Click glider with hook

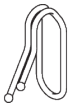

SG 3581
Hook

SG 3582
Hook

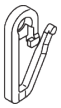

SG 3598
Eyelet

SG 3599
Hook

SG 6146
Hook

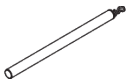

SG 10430
Draw rod 50 cm

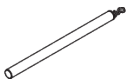

SG 10431
Draw rod 75 cm

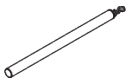

SG 10432
Draw rod 100 cm

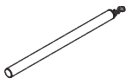

SG 10433
Draw rod 125 cm

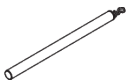

SG 10434
Draw rod 150 cm

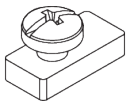

SG 11335
End stop

SG 6100



PRODUCT INFORMATION

- ***Operation:*** *hand*
- ***Range:*** *S - L*
- ***Fitting:*** *suspended, ceiling, wall*
- ***Colours:*** *white RAL 9016, black RAL 9005 or anodised aluminum, special colours possible*
- ***Fabrics:*** *refer to Silent Gliss fabric collection*

Features:

- *Universal room divider*
- *2-component (2C) glider technology*
- *Wave (2C)*
- *Suspended*
- *Versatile layouts*
- *Bendable*
- *White paint incorporates anti-microbial coating as standard*

SYSTEM SPECIFICATIONS

A. PROFILE

Profile and bending information

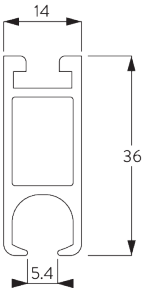

SG 6101

Profile

Radius:
20 cm, >25 cm

B. HOW TO MEASURE

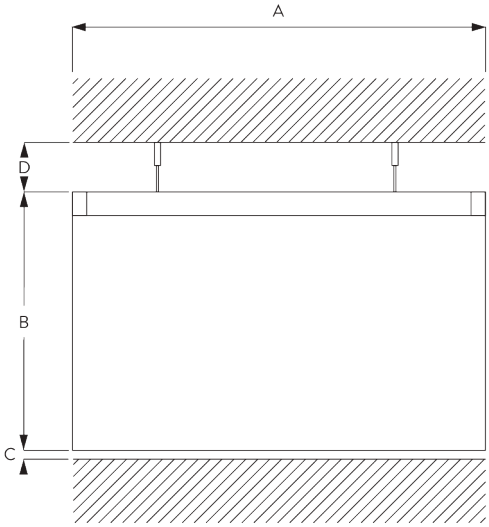

A: System width
B: System height
C: Distance between floor and fabric
D: Distance between ceiling and system

C. SPECIFICATION TEXT

Silent Gliss SG 6100 Cubicle Track System. *Comprises aluminium profile SG 6101 in satin anodised / white / black powder coated finish supplied made to measure with nylon glider hook SG 6147 at 10/m. Installed with the following parts depending on the system configuration: Delrin wall support SG 6609 / Dust cover SG 6110 / Ceiling fix bracket SG 6137 / Wall bracket SG 6503 / T bracket SG 6514 / Twist fixing plate SG 6124 / Ceiling fix bracket SG 6138 / Ceiling support SG 6175 / Internal bridge SG 6199 / Connecting bridge SG 6512 / Cross connection SG 6525 / End cover SG 6611 / Hanger rod SG 6190 / V-hanger rod SG 6501.*

FITTING

A. FITTING INFORMATION

For detailed fitting information, visit the Silent Gliss website.

Fixing points

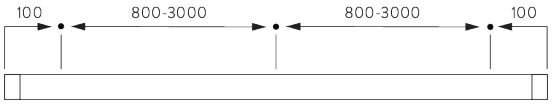

Dust cover

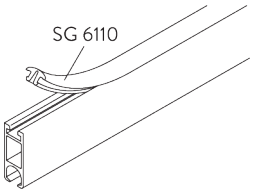

Site preparation for suspended ceiling applications

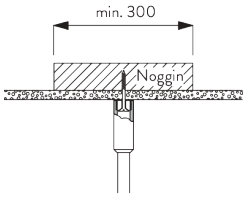

6190

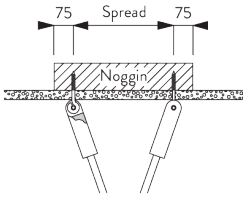

6501

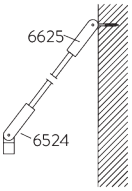

- *Fixings should support the ends of the profile and any changes in direction.*
- *Maximum span between fixings is 3000 mm.*
- *When fitting to suspended ceilings site preparation is critical.*
- *At each hanger position a noggin in approved material is required above the suspended ceiling; underside to rest on top of ceiling (but independently supported) with a minimum length of 300 mm at right angles to the track in which the hanger occurs to give fixing tolerance.*
- *Ideally the hangers should be on the return track, if on the front track then adequate support should be provided.*
- *A detailed information sheet is available on request.*

Diagonal fixing supports can be used to return the hanger to the bedhead wall, but only for use when it is impossible to ceiling fix.

B. CEILING FITTING

Hanger SG 6190

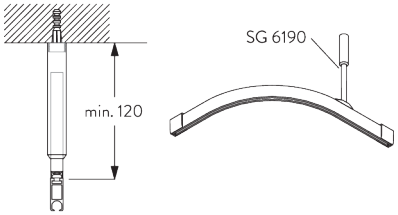

Can also be fixed in suspended ceilings by using sleeves SG 6187 & SG 6188.

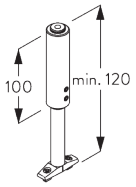

SG 6190

Hanger

Mini hanger SG 6175

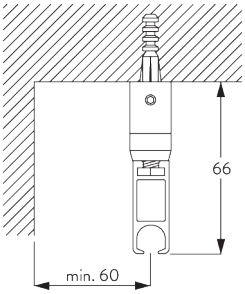

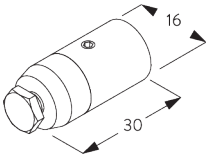

SG 6175

Mini hanger

Bracket SG 6124

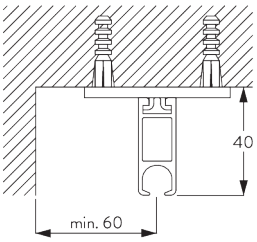

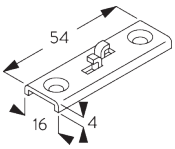

SG 6124

Bracket

V-hanger

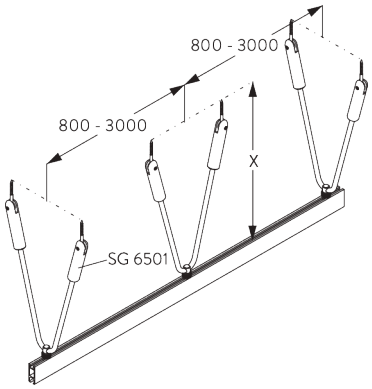

SG 6501:
V-hangers provide additional lateral stability.

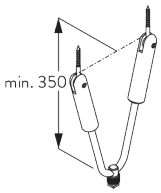

SG 6501
V-Hanger

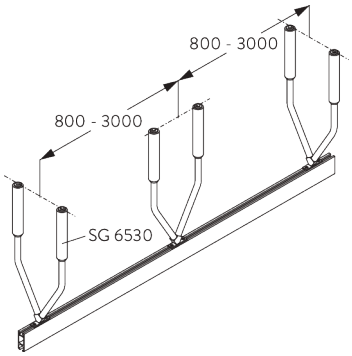

SG 6530:
V-hangers provide additional lateral stability.

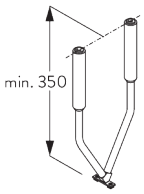

SG 6530
V-Hanger

C. WALL FITTING

Smart Fix

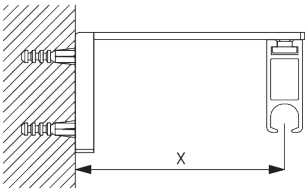

Smart Fix with slot SG 11206 - SG 11208:
Screw SG 10492 (M4x8) needed.

Smart Fix	*X mm*
SG 11206 / SG 11216	*33-51*
SG 11207 / SG 11217	*53-71*
SG 11208 / SG 11218	*73-91*
SG 11154	*102-130*
SG 11155	*132-160*
SG 11156	*182-210*

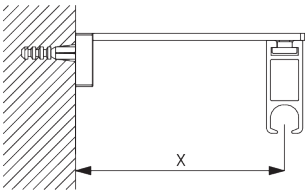

Square Smart Fix with slot SG 11216 - SG 11218:
Screw SG 10492 (M4x8) needed.

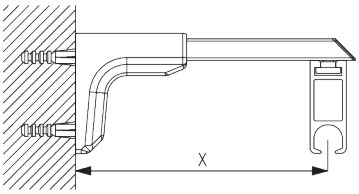

Universal Smart Fix SG 11154 - SG 11156:
Screw SG 11131 (M4x6) needed.

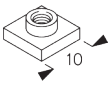

SG 6117
Slot nut

SG 10492
Pan head screw M4x8

SG 11131
Pan head screw with flange M4x6

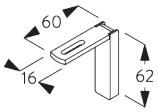

SG 11206
Smart Fix with slot 60 mm

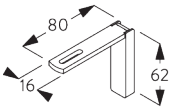

SG 11207
Smart Fix with slot 80 mm

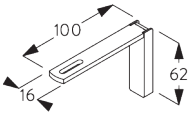

SG 11208
Smart Fix with slot 100 mm

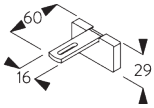

SG 11216
Square Smart Fix with slot 60 mm

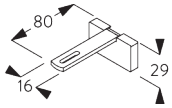

SG 11217
Square Smart Fix with slot 80 mm

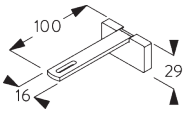

SG 11218
Square Smart Fix with slot 100 mm

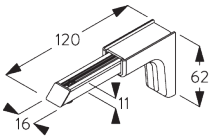

SG 11154
Universal Smart Fix 120 mm

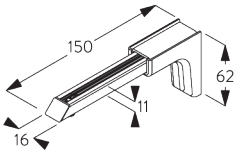

SG 11155
Universal Smart Fix 150 mm

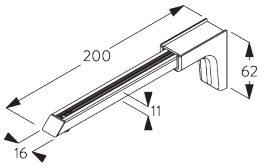

SG 11156
Universal Smart Fix 200 mm

Wall support SG 6610

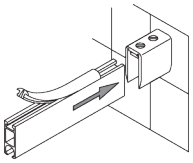

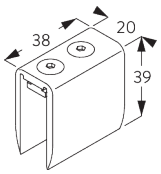

SG 6610

Wall support

Bracket SG 6503

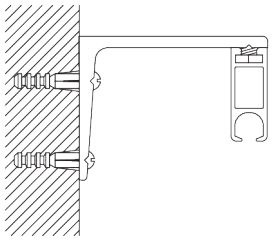

Bracket SG 6503 is available in various sizes, enquire at Silent Gliss.

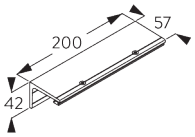

SG 6503

Bracket

D. PROFILE JUNCTIONS

Connection bridges SG 6123 & SG 6514

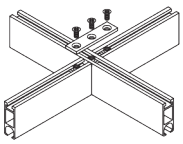

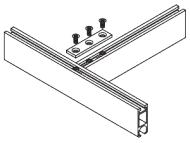

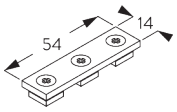

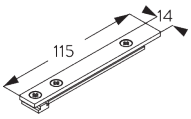

SG 6123

Connection plate

SG 6514

T-Junction

Connecting bridge
SG 6512

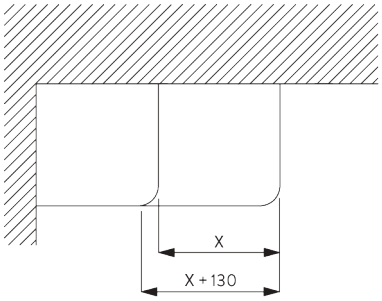

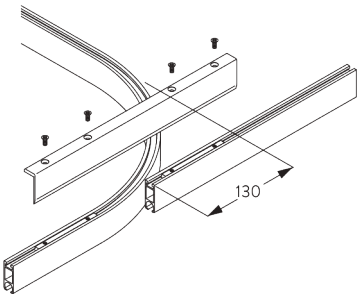

Note: be sure to attach a sketch!

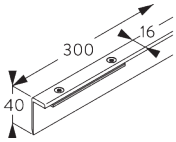

SG 6512
Connection bridge

SYSTEM OPTIONS

A. LAYOUT OPTIONS

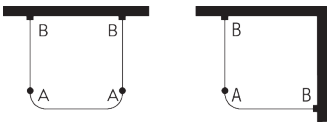

A: Hanger rod
B: Wall support

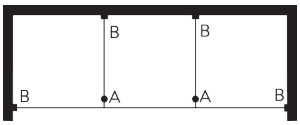

A: Hanger rod
B: Wall support

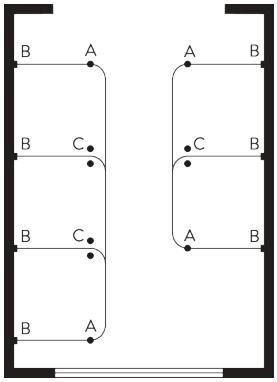

A: Hanger rod
B: Wall support
C: V-hanger

B. WAVE

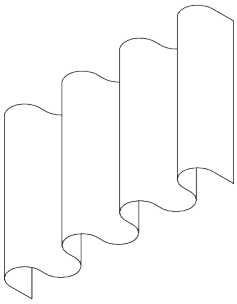

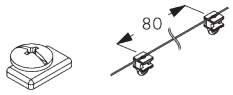

SG 11295 SG 11302

Standard components:
- *SG 11295 End stop*
- *SG 11302 Wave 2C glider cord 80 mm*

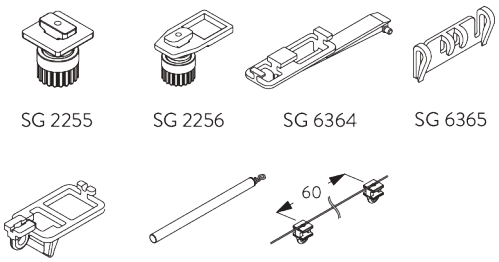

SG 2255 SG 2256 SG 6364 SG 6365

SG 6366 SG 10430-34 SG 11303

Optional components (min. radius >25 cm):
- *SG 2255 Brake*
- *SG 2256 Brake*
- *SG 6364 Wave extension*
- *SG 6365 Wave hanger*
- *SG 6366 Wave carrier for draw rod*
- *SG 10430-34 Draw rod*
- *SG 11303 Wave 2C glider cord 60 mm*

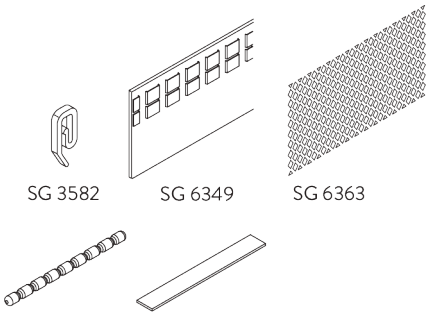

SG 3582 SG 6349 SG 6363

SG 10075 SG 10076

Curtain components:
- *SG 3582 Hook*
- *SG 6349 Wave curtain tape*
- *SG 6363 Wave top hemming tape*
- *SG 10075 Lead weight 50 gr/m*
- *SG 10076 Fabric weight*

Wave stack depth - 2C glider cord (standard components)

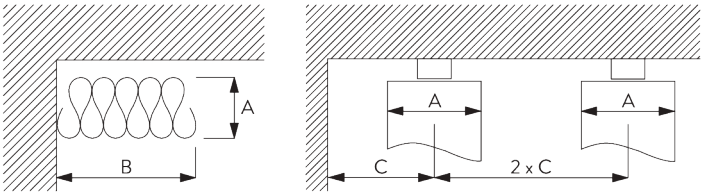

A = Stack depth
B = Stack size
C = Min. distance

2C Glider cord SG 11302	Pockets between hooks	Approx. curtain fullness	Stack depth A	Stack size B*	Min distance C
80	6	~2.1	140	180 per metre of track	90
80	7	~2.3	160	180 per metre of track	100

2C Glider cord SG 11303	Pockets between hooks	Approx. curtain fullness	Stack depth A	Stack size B*	Min distance C
60	4	~2.1	100	230 per metre of track	70
60	5	~2.3	120	230 per metre of track	80

**Stack size B when using optional extension arm SG 6364 increases by 95 mm per curtain stack!*

PARTS

A. STANDARD PARTS

SG 6065
End stop

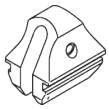

SG 6086
Spring stop

SG 6101
Profile

SG 6143
Glider on strip

SG 6190
Hanger

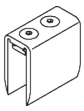

SG 6610
Wall support

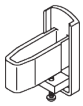

SG 6611
End cover

B. OPTIONAL PARTS

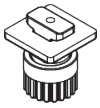

SG 2255
Brake

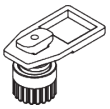

SG 2256
Brake

SG 3582
Hook

SG 3599
Hook

SG 6094
Roller

SG 6098
Roller

SG 6110
Dust cover



SG 6112
Connection bridge

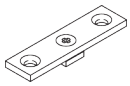

SG 6115
Bracket

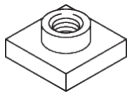

SG 6117
Slot nut

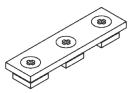

SG 6123
Connection plate

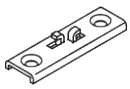

SG 6124
Bracket

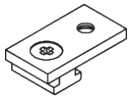

SG 6137
Bracket

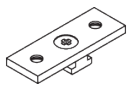

SG 6138
Bracket

SG 6146
Hook

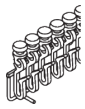

SG 6147
Glider with hook on strip

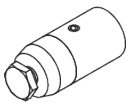

SG 6175
Mini hanger

SG 6187
Sleeve

SG 6283
Roller

SG 6349
Wave curtain tape

SG 6363
Wave top hemming tape

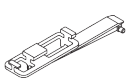

SG 6364
Wave extension

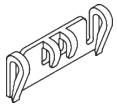

SG 6365
Wave hanger

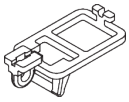

SG 6366
Wave carrier for draw rod

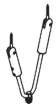

SG 6501
V-Hanger

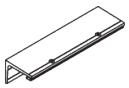

SG 6503
Bracket

SG 6512
Connection bridge

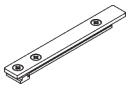

SG 6514
T-Junction

SG 6530

V-Hanger

SG 10075

Lead weight 50 g/m

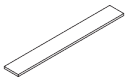

SG 10076

Fabric weight

SG 10430

Draw rod 50 cm

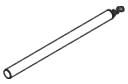

SG 10431

Draw rod 75 cm

SG 10432

Draw rod 100 cm

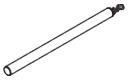

SG 10433

Draw rod 125 cm

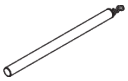

SG 10434

Draw rod 150 cm



SG 10492

Pan head screw M4x8



SG 11131

Pan head screw with flange M4x6

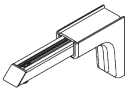

SG 11154

Universal Smart Fix 120 mm

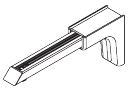

SG 11155

Universal Smart Fix 150 mm

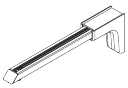

SG 11156

Universal Smart Fix 200 mm

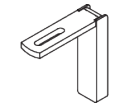

SG 11206

Smart Fix with slot 60 mm

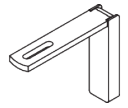

SG 11207

Smart Fix with slot 80 mm

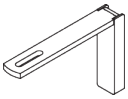

SG 11208

Smart Fix with slot 100 mm

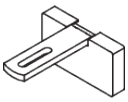

SG 11216

Square Smart Fix with slot 60 mm

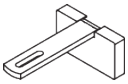

SG 11217

Square Smart Fix with slot 80 mm

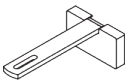

SG 11218

Square Smart Fix with slot 100 mm

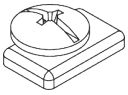

SG 11295

End stop

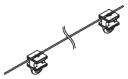

SG 11302

Wave 2C glider cord 80 mm

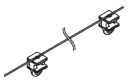

SG 11303

Wave 2C glider cord 60 mm

SG 6103



PRODUCT INFORMATION

- ***Operation:*** *hand*
- ***Range:*** *S - L*
- ***Fitting:*** *suspended, ceiling, wall*
- ***Colours:*** *white RAL 9016 or anodised aluminum, special colours possible*
- ***Fabrics:*** *refer to Silent Gliss fabric collection*

Features:

- *Universal room divider*
- *2-component (2C) glider technology*
- *Wave (2C)*
- *Suspended*
- *Versatile layouts*
- *Bendable*

SYSTEM SPECIFICATIONS

A. PROFILE

Profile and bending information

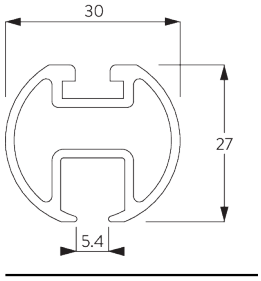

SG 6103p

Profile

Radius:
>25 cm

B. HOW TO MEASURE

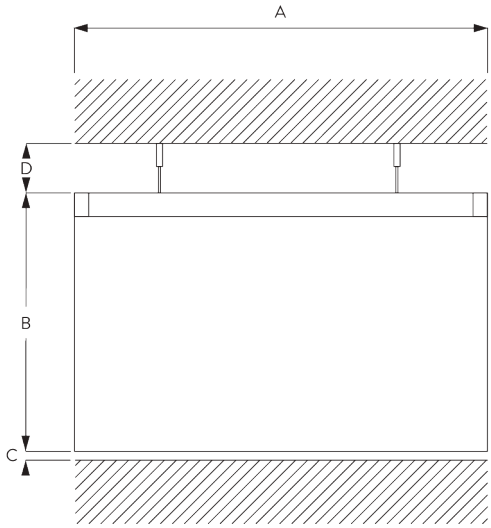

A: System width
B: System height
C: Distance between floor and fabric
D: Distance between ceiling and system

C. SPECIFICATION TEXT

Silent Gliss SG 6103 Room Divider System. *Comprises aluminium profile SG 6103 in satin anodised / white powder coat finish supplied made to measure with standard nylon glider hook SG 6147 at 10/m. Installed with the following parts depending on system configuration: Wall support SG 6620 / Wall bracket SG 6503 / End cover SG 6630 / End stop SG 6007 / External bridge SG 6521/ T-junction SG 6514 / Cross connection SG 6525 / Ceiling fixing plate SG 6138 / Twist fixing plate SG 6124 / Hanger rod SG 6190 / V-hanger rod SG 6501 / dust cover SG6110/ ceiling support SG 6175 / Internal Bridge SG 6635.*

FITTING

A. FITTING INFORMATION

For detailed fitting information, visit the Silent Gliss website.

Fixing points

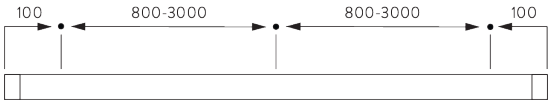

Dust Cover

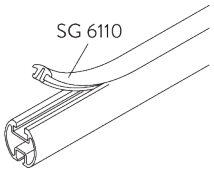

Site preparation for suspended ceiling applications

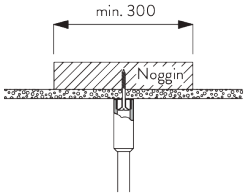

6190

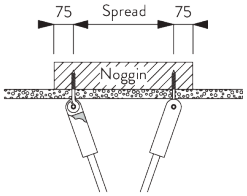

6501

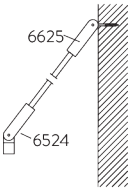

- *Fixings should support the ends of the profile and any changes in direction.*
- *Maximum span between fixings is 3000 mm.*
- *When fitting to suspended ceilings site preparation is critical.*
- *At each hanger position a noggin in approved material is required above the suspended ceiling; underside to rest on top of ceiling (but independently supported) with a minimum length of 300 mm at right angles to the track in which the hanger occurs to give fixing tolerance.*
- *Ideally the hangers should be on the return track, if on the front track then adequate support should be provided.*
- *A detailed information sheet is available on request.*

Diagonal fixing supports can be used to return the hanger to the bedhead wall, but only for use when it is impossible to ceiling fix.

B. CEILING FITTING

Hanger SG 6190

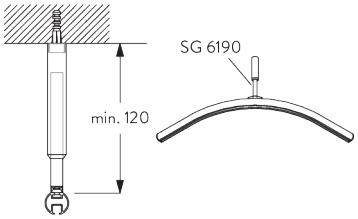

Can also be fixed in suspended ceilings by using sleeves SG 6197, SG 6186, SG 6187, SG 6188.

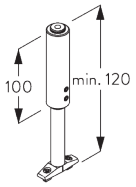

SG 6190

Hanger

Mini hanger SG 6175

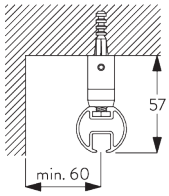

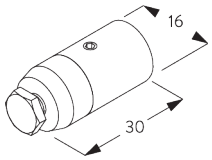

SG 6175

Mini hanger

Bracket SG 6124

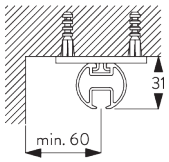

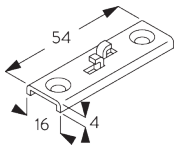

SG 6124

Bracket

V-hanger

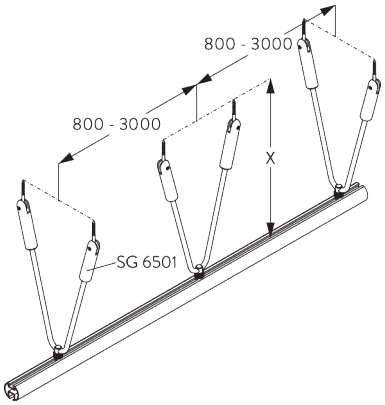

SG 6501:
V-hangers provide additional lateral stability.

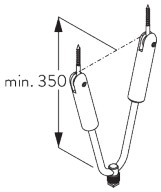

SG 6501
V-Hanger

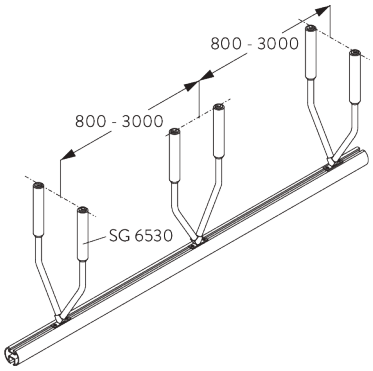

SG 6530:
V-hangers provide additional lateral stability.

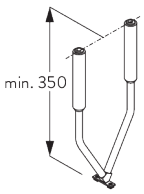

SG 6530
V-Hanger

C. WALL FITTING

Smart Fix

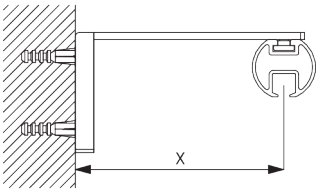

Smart Fix with slot SG 11206 - SG 11208:
Screw SG 10492 (M4x8) needed.

Smart Fix	*X mm*
SG 11206 / SG 11216	*33-51*
SG 11207 / SG 11217	*53-71*
SG 11208 / SG 11218	*73-91*
SG 11154	*102-130*
SG 11155	*132-160*
SG 11156	*182-210*

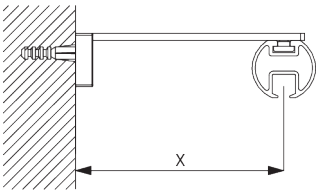

Square Smart Fix with slot SG 11216 - SG 11218:
Screw SG 10492 (M4x8) needed.

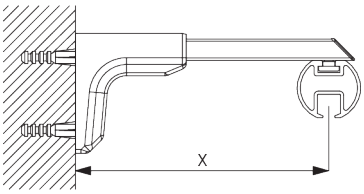

Universal Smart Fix SG 11154 - SG 11156:
Screw SG 11131 (M4x6) needed.

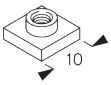

SG 6117
Slot nut

SG 10492
Pan head screw M4x8

SG 11131
Pan head screw with flange M4x6

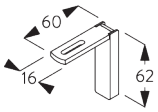

SG 11206
Smart Fix with slot 60 mm

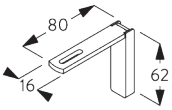

SG 11207
Smart Fix with slot 80 mm

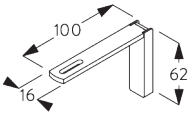

SG 11208
Smart Fix with slot 100 mm

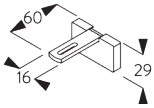

SG 11216
Square Smart Fix with slot 60 mm

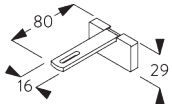

SG 11217
Square Smart Fix with slot 80 mm

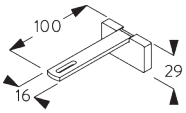

SG 11218
Square Smart Fix with slot 100 mm

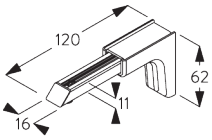

SG 11154
Universal Smart Fix 120 mm

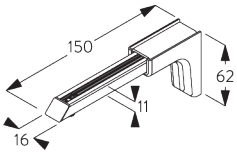

SG 11155
Universal Smart Fix 150 mm

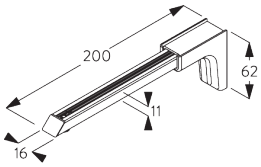

SG 11156
Universal Smart Fix 200 mm

Bracket SG 6503

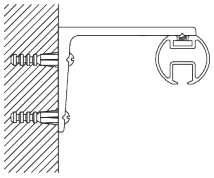

Bracket SG 6503 is available in various sizes, enquire at Silent Gliss.

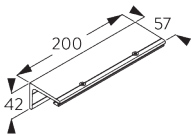

SG 6503

Bracket

D. WALL SUPPORT

Bracket SG 6620

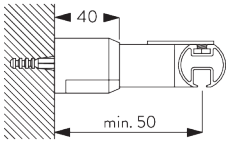

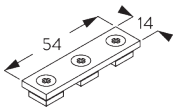

SG 6123

Connection plate

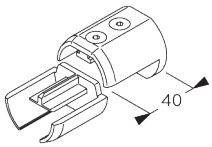

SG 6620

Wall bracket

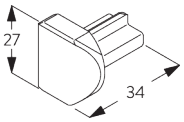

SG 6631

Connection piece

E. PROFILE JUNCTIONS

Connection bridge SG 6521

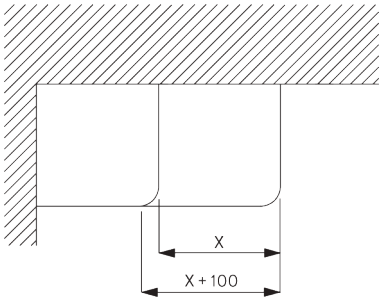

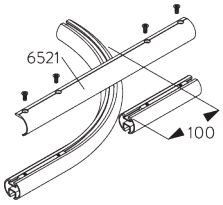

Note: be sure to attach a sketch!

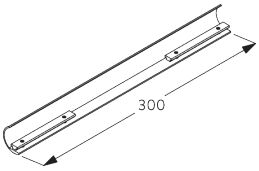

SG 6521

Connection bridge

Connection set
SG 6635

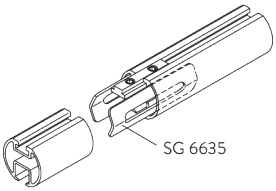

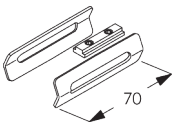

SG 6635

Connection bridge set

SYSTEM OPTIONS

A. LAYOUT OPTIONS

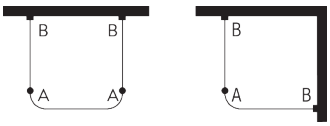

A: Hanger rod
B: Wall support

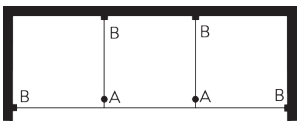

A: Hanger rod
B: Wall support

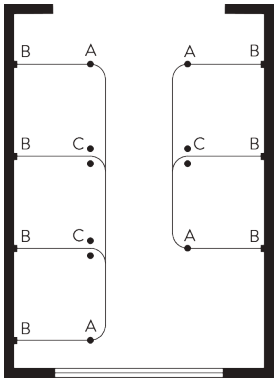

A: Hanger rod
B: Wall support
C: V-hanger

B. WAVE

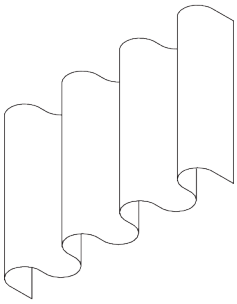

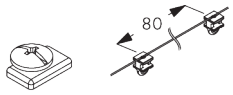

SG 11295 SG 11302

Standard components:
- *SG 11295 End stop*
- *SG 11302 Wave 2C glider cord 80 mm*

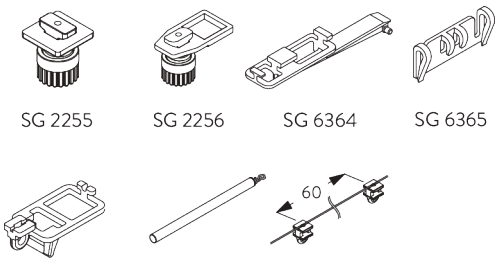

SG 2255 SG 2256 SG 6364 SG 6365

SG 6366 SG 10430-34 SG 11303

Optional components:
- *SG 2255 Brake*
- *SG 2256 Brake*
- *SG 6364 Wave extension*
- *SG 6365 Wave hanger*
- *SG 6366 Wave carrier for draw rod*
- *SG 10430-34 Draw rod*
- *SG 11303 Wave 2C glider cord 60 mm*

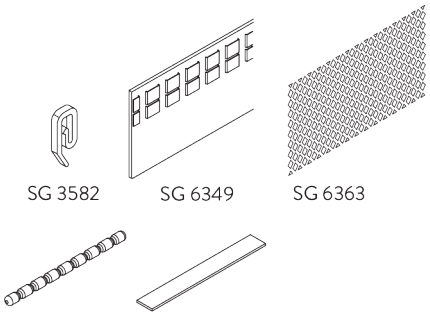

SG 3582 SG 6349 SG 6363

SG 10075 SG 10076

Curtain components:
- *SG 3582 Hook*
- *SG 6349 Wave curtain tape*
- *SG 6363 Wave top hemming tape*
- *SG 10075 Lead weight 50 gr/m*
- *SG 10076 Fabric weight*

Wave stack depth - 2C glider cord (standard components)

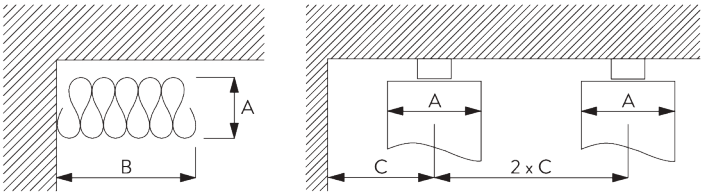

A = Stack depth
B = Stack size
C = Min. distance

2C Glider cord SG 11302	Pockets between hooks	Approx. curtain fullness	Stack depth A	Stack size B*	Min distance C
80	6	~2.1	140	180 per metre of track	90
80	7	~2.3	160	180 per metre of track	100

2C Glider cord SG 11303	Pockets between hooks	Approx. curtain fullness	Stack depth A	Stack size B*	Min distance C
60	4	~2.1	100	230 per metre of track	70
60	5	~2.3	120	230 per metre of track	80

**Stack size B when using optional extension arm SG 6364 increases by 95 mm per curtain stack!*

PARTS

A. STANDARD PARTS

SG 6065
End stop

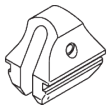

SG 6086
Spring stop

SG 6103p
Profile

SG 6143
Glider on strip

SG 6190
Hanger

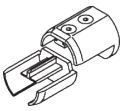

SG 6620
Wall bracket

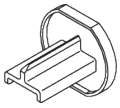

SG 6630
End cover

B. OPTIONAL PARTS

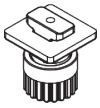

SG 2255
Brake

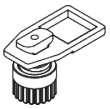

SG 2256
Brake

SG 3582
Hook

SG 3599
Hook

SG 6064
End stop

SG 6075
End stop with hook

SG 6094
Roller

SG 6098
Roller

SG 6110
Dust cover

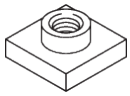

SG 6117
Slot nut

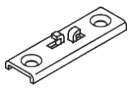

SG 6124
Bracket

SG 6125
Corner connection piece

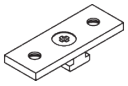

SG 6138
Bracket

SG 6146
Hook

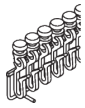

SG 6147
Glider with hook on strip

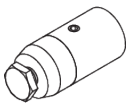

SG 6175
Mini hanger

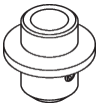

SG 6186
Sleeve

SG 6187
Sleeve

SG 6196
Double hanger

SG 6283
Roller

SG 6349
Wave curtain tape

SG 6363
Wave top hemming tape

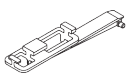

SG 6364
Wave extension

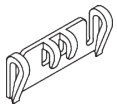

SG 6365
Wave hanger

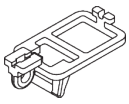

SG 6366
Wave carrier for draw rod

SG 6501
V-Hanger

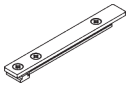

SG 6514
T-Junction



SG 6521
Connection bridge

SG 6530

V-Hanger

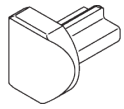

SG 6631

Connection piece

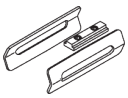

SG 6635

Connection bridge set



SG 10075

Lead weight 50 g/m

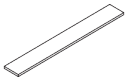

SG 10076

Fabric weight

SG 10430

Draw rod 50 cm

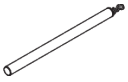

SG 10431

Draw rod 75 cm

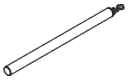

SG 10432

Draw rod 100 cm

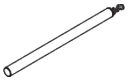

SG 10433

Draw rod 125 cm

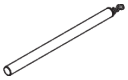

SG 10434

Draw rod 150 cm



SG 10492

Pan head screw M4x8



SG 11131

Pan head screw with flange M4x6

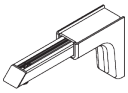

SG 11154

Universal Smart Fix 120 mm

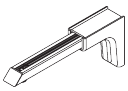

SG 11155

Universal Smart Fix 150 mm

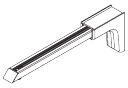

SG 11156

Universal Smart Fix 200 mm

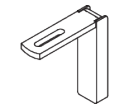

SG 11206

Smart Fix with slot 60 mm

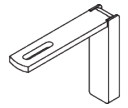

SG 11207

Smart Fix with slot 80 mm

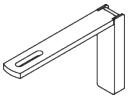

SG 11208

Smart Fix with slot 100 mm

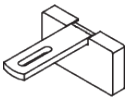

SG 11216

Square Smart Fix with slot 60 mm

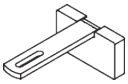

SG 11217

Square Smart Fix with slot 80 mm

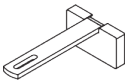

SG 11218

Square Smart Fix with slot 100 mm

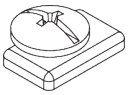

SG 11295

End stop

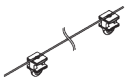

SG 11302

Wave 2C glider cord 80 mm

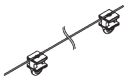

SG 11303

Wave 2C glider cord 60 mm

SG 6650

SAFETY DEVICE

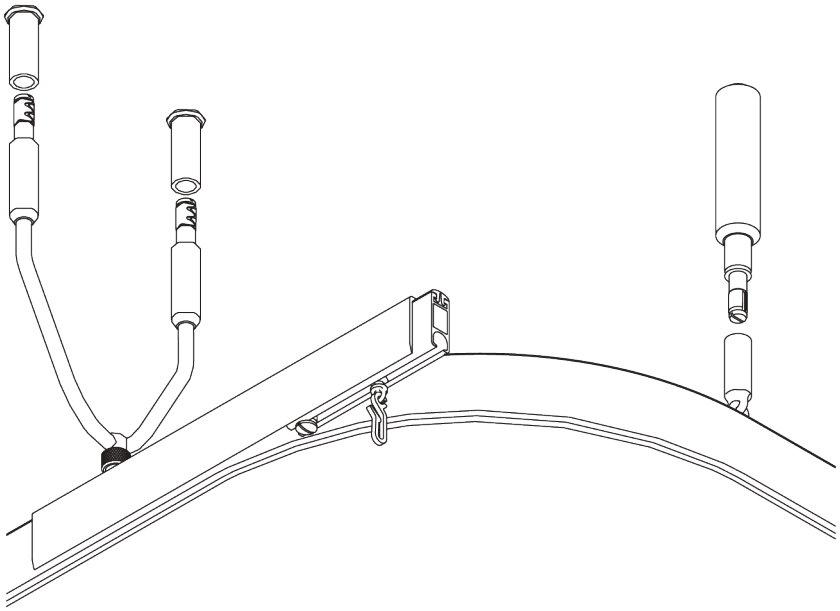

PRODUCT INFORMATION

- ***Operation:*** *hand*
- ***Range:*** *S-L*
- ***Fitting:*** *suspended, ceiling, wall*
- ***Colours:*** *Anodised aluminum, special colours possible*
- ***Fabrics:*** *refer to Silent Gliss fabric collection*

Features:

- *Quick release safety device; for high risk areas to reduce opportunity for self harm*
- *Progressive disconnection of friction-based joints, wall supports and brackets at maximum static load of 40 kg*
- *Simple re-connection of hangers and brackets after separation*
- *For use with SG 6100*

SYSTEM SPECIFICATIONS

A. PROFILE

Profile and bending information

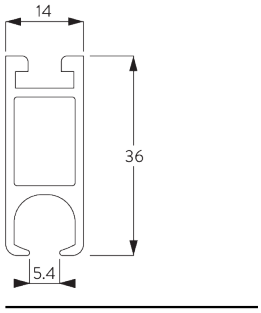

SG 6101

Profile

Radius:
20 cm, >25 cm

B. HOW TO MEASURE

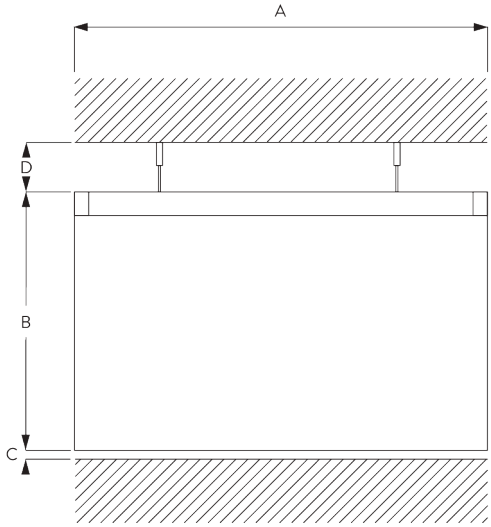

A: System width
B: System height
C: Distance between floor and fabric
D: Distance between ceiling and system

C. SPECIFICATION TEXT

Silent Gliss SG 6650 Safety Device System. *The SG 6650 safety device system is designed for specific use with the SG 6100 cubicle system with the SG 6101 profile option only with nylon glider hook SG 6147 at 10/m. Key parts to add to SG 6100 system: End cover SG 6611 / Wall support set SG 6655 / SG Wall support combination SG 6668 / V-hanger with safety device SG 6658 / Vertical hanger with safety device SG 6651/ Acrylic plate SG 0785 / Wall bracket combination SG 6663 / Screw cover SG6672 / Connecting bridge SG 6666 / Washer SG 6671 . To be installed by Silent Gliss approved distributors only.*

FITTING

A. FITTING INFORMATION

For detailed fitting information, visit the Silent Gliss website.

Fixing points

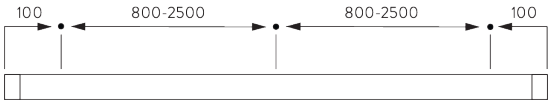

Dust Cover

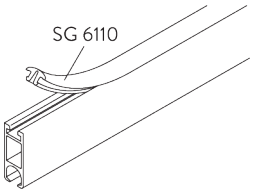

Site preparation for suspended ceiling applications

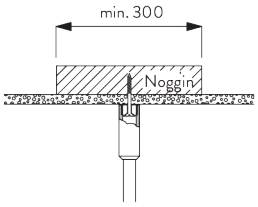

SG 6651

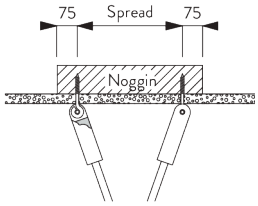

SG 6658

The SG 6650 system is intended to reduce the risk of self-harm in cubicle situations:

- ***It must be fitted in accordance with the specific SG 6650 fitting instructions and only by approved Silent Gliss installers.***
- ***Failure to do so will reduce its effectiveness.***
- *Fixings should support ends of profile plus changes in direction.*
- *Maximum span between supports is 2.5 m. Position of supports can affect the performance of the system.*
- *At each hanger position a noggin in approved material is required above the suspended ceiling; to rest on top of ceiling (but independently supported), with a minimum length of 300 mm at right angles to the track in which the hanger occurs to give fixing tolerance.*
- *All completed systems must be risk assessed by a qualified installer.*

B. CEILING FITTING

Hanger SG 6651

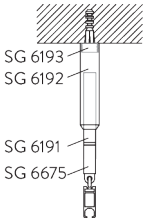

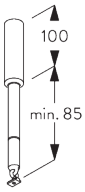

SG 6651

Hanger

V-hanger SG 6658

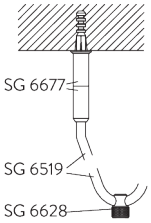

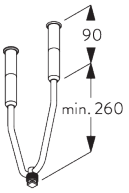

SG 6658

V-Hanger

C. WALL FITTING

Support SG 6655

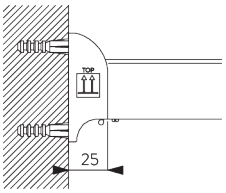

For head on fixing of profile

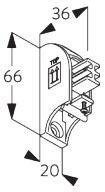

SG 6655

Wall support

Support SG 6668

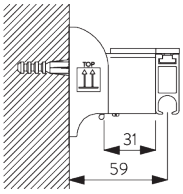

For parallel fixing of profile to the wall

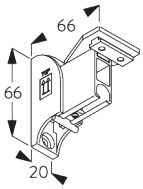

SG 6668

Wall bracket

D. PROFILE JUNCTION

Connecting bridge SG 6666

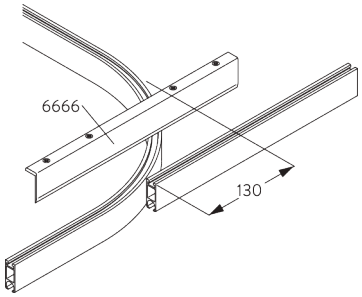

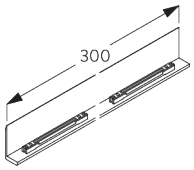

SG 6666
Connecting bridge

SYSTEM LAYOUT

A. LAYOUT OVERVIEW

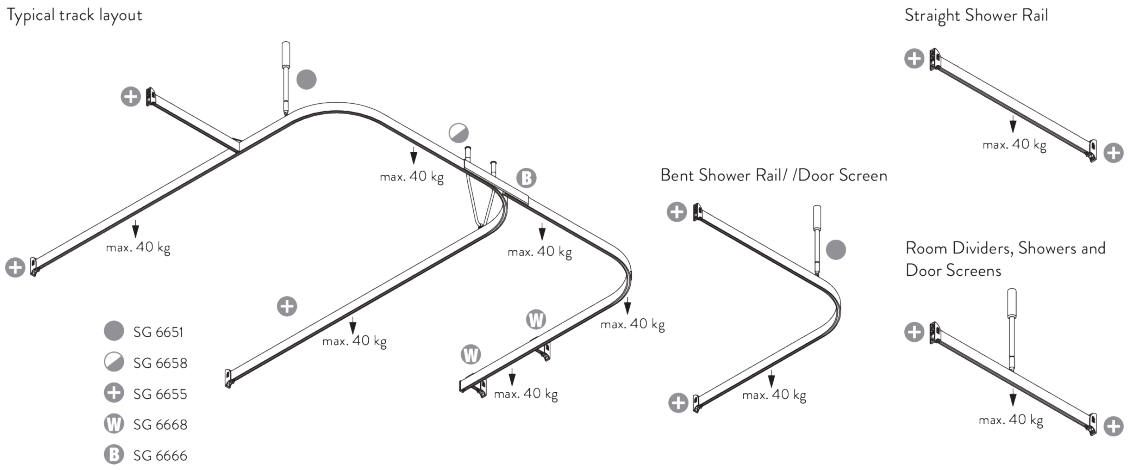

- *As universal room divider system with various accessories, there are almost no limits to size and layouts.*
- *The recommended height from finished floor level to the underside of track is 2100 mm*
- *Typical method of obtaining stability is by attaching the system to the corridor wall or window.*

B. LAYOUT OPTIONS

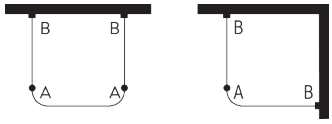

A: Hanger rod
B: Wall support

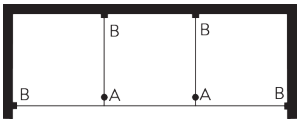

A: Hanger rod
B: Wall support

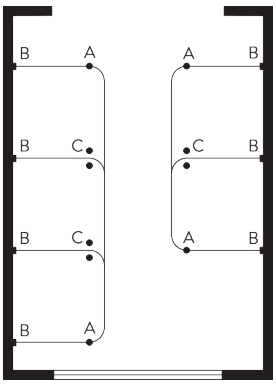

A: Hanger rod
B: Wall support
C: V-hanger

C. SAFETY KEY COMPONENTS

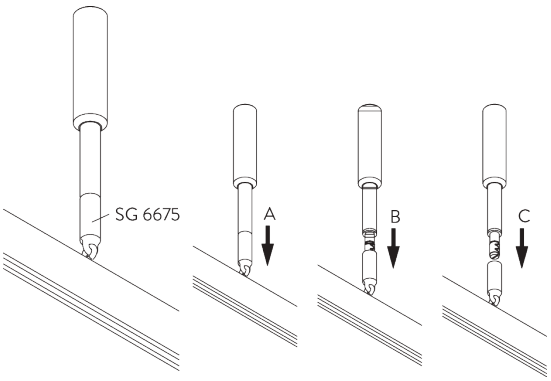

- *SG 6675 safety device for single hanger.*
- *Pictured in the process of separating (A, B) and separated (C).*

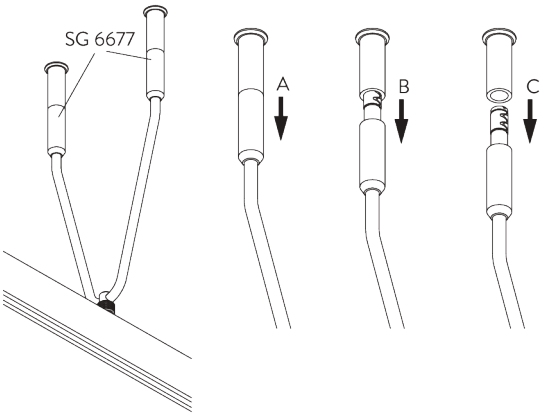

- *SG 6677 safety device for V-hanger.*
- *V-hanger safety device assembly pictured here in the process of separating (A, B) and separated (C).*

D. SEPARATION LOADS

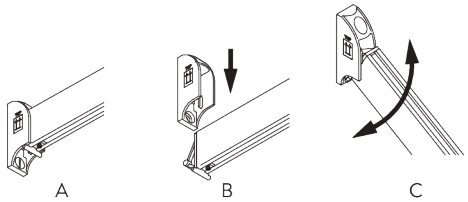

- *Safety wall support SG 6655 (for right angled fixing of profile).*
- *Profile separates from wall support at given weight (A,B).*
- *The tilting function (C,D) ensures that profile will release when profile pulled at an angle.*

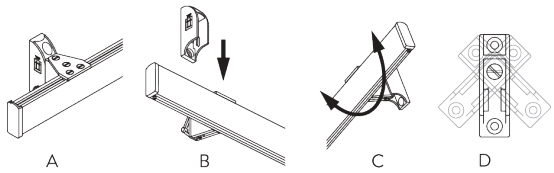

- *Safety wall support SG 6668 (for parallel fixing of the profile to the wall).*
- *Profile separates from wall support at given weight (A,B).*
- *The profile will pivot in the bracket (C, D).*

PARTS

A. STANDARD PARTS

SG 6101

Profile

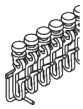

SG 6147

Glider with hook on strip

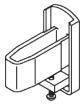

SG 6611

End cover

SG 6651

Hanger

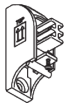

SG 6655

Wall support

SG 6658

V-Hanger

SG 6666

Connecting bridge

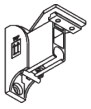

SG 6668

Wall bracket

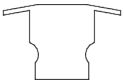

SG 6669

Dust cover

SG 6671

Washer

SG 6672

Cover

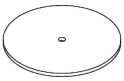

SG 6679

Acrylic disc

B. OPTIONAL PARTS

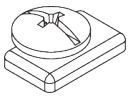

SG 11295

End stop

The Architects of Silence

Silent Gliss is the leading global supplier of premium interior window treatments. Since 1952 we have been tirelessly committed to the development of the world's smoothest, quietest systems using state of the art technology.

Driven by customer needs, Silent Gliss offers functional and durable products. Expert technical advice coupled with installation and support services complete the offer. Silent Gliss stands for innovative, sustainable, tailor made solutions, exceptional design and first-class quality.

Silent Gliss Ltd.
Pyramid Business Park
Poorhole Lane, Broadstairs
Kent CT10 2PT
United Kingdom
T +44 1843 863571
F +44 1843 864503
info@silentgliss.co.uk

Silent Gliss Global Ltd.
Pyramid Business Park
Poorhole Lane, Broadstairs
Kent CT10 2PT
United Kingdom
T +44 1843 874250
F +44 1843 864503
info@silentglissglobal.com

Silent Gliss Blinds Trading LLC
Office 1906
The H Hotel Complex
Trade Center First
Dubai
United Arab Emirates
T +971 4 7050318
info@silentgliss.ae

silentgliss.co.uk
silentglissglobal.com
silentgliss.ae